



AUSTRALIA SURVEY

2025 SURVEY (WAVE 9)

DECEMBER 16, 2025



ACKNOWLEDGEMENTS

FUNDING FOR THE INTERNATIONAL FOOD POLICY STUDY WAS PROVIDED BY A CANADIAN INSTITUTES OF HEALTH RESEARCH (CIHR) PROJECT GRANT (PJT-162167), WITH ADDITIONAL SUPPORT FOR THE ADULT SURVEY FROM THE NATIONAL INSTITUTE OF DIABETES AND DIGESTIVE AND KIDNEY DISORDERS OF THE NATIONAL INSTITUTES OF HEALTH (R01 DK128967). THE CONTENT IS SOLELY THE RESPONSIBILITY OF THE AUTHORS AND DOES NOT NECESSARILY REPRESENT THE OFFICIAL VIEWS OF THE CANADIAN INSTITUTES FOR HEALTH RESEARCH OR THE NATIONAL INSTITUTES OF HEALTH. THE STUDY HAS NO AFFILIATIONS WITH THE FOOD INDUSTRY AND THERE ARE NO CONFLICTS OF INTERESTS TO DECLARE.

SUGGESTED CITATION

HAMMOND D. INTERNATIONAL FOOD POLICY STUDY: AUSTRALIA SURVEY – 2025 SURVEY (WAVE 9). UNIVERSITY OF WATERLOO. DECEMBER 2025.

CONTACT

DAVID HAMMOND PhD
SCHOOL OF PUBLIC HEALTH SCIENCES
UNIVERSITY OF WATERLOO
WATERLOO, ON CANADA N2L 3G1
DHAMMOND@UWATERLOO.CA
WWW.DAVIDHAMMOND.CA



LIST OF MEASURES

NIelsen INVITATION & PRESCREENER	8
SAMPLE INVITATION	8
PANELIST AGE	8
PANELIST SEX	8
PARENTAL STATUS	8
CHILD AGE AND GENDER	8
ELIGIBILITY SCREENER & INFORMATION/CONSENT (IN ALCHEMER).....	11
ELIGIBILITY INTRO	11
AGE	11
SEX AT BIRTH	11
SEX AT BIRTH FOLLOW-UP	11
INFO	12
CONSENT	12
DEMOGRAPHICS.....	13
GENDER	13
STUDENT STATUS	13
CHILDREN – ANY	13
CHILDREN IN HOME - NUMBER	13
FOOD SOURCES	14
FOOD SOURCE – EATING OUT FREQUENCY	14
FOOD SOURCE – PURCHASE FORMAT FOR FOOD PREPARED OUTSIDE THE HOME	14
FOOD SOURCE – PERCENTAGE EAT OUT% PREPARED OUTSIDE HOME	14
FOOD SOURCE – AT HOME INTRO	14
FOOD SOURCE – PURCHASE LOCATIONS FOR FOOD PREPARED AT HOME	15
FOOD SOURCE – PURCHASE METHOD FOR FOOD PREPARED AT HOME	15
READY-TO-EAT MEALS	15
FOOD SOURCE – MEAL DELIVERY SERVICE USE FOR FOOD PREPARED AT HOME	16
ONLINE ORDERING	16
ONLINE ORDERING FREQUENCY	16
FOOD BANK USE	18
FOOD AFFORDABILITY	18
FOOD AFFORDABILITY ACTIONS	18
FOOD AFFORDABILITY - FOOD PURCHASE IMPACT	19
BEVERAGE INTAKE.....	20
BEVERAGE FREQUENCY CONDITION	20
BEVERAGE FREQUENCY INTRO	20
BEVERAGE FREQUENCY QUESTIONNAIRE (BFQ) – NUMBER OF DRINKS BY TYPE	21
BFQ SIZE INTRO	21
BFQ – USUAL SIZE	22
BFQ – BULK SIZE CONFIRMATION	30
BFQ - CONSUME DEALCOHOLIZED DRINKS	31
BFQ V2 – INTRO	31
BFQ V2 – NON-ALCOHOLIC BEVERAGE CONSUMPTION	31
BFQ V2 - ALCOHOLIC BEVERAGE CONSUMPTION	32
BFQ V2 - AMOUNT PREAMBLE	32
BFQ V2 – ANY DIET FRUIT DRINKS	32
BFQ V2 – ANY DIET SPORTS DRINKS	33
BFQ V2 – ANY DIET ENERGY DRINKS	33
BFQ V2 – ANY DIET SMOOTHIES	33
BFQ V2 – ANY DIET MIXED DRINKS	34
BFQ V2 – CONTAINER SIZE	34
BFQ V2 – NUMBER OF DRINKS	41

FOOD PREPARATION AND FOOD SKILLS	42
FOOD SHOPPING ROLE	42
FREQUENCY OF PREPARING MAIN MEALS	42
COOKING SKILLS – GENERAL	42
FOOD SECURITY.....	43
FOOD SECURITY – INTRO	43
FOOD SECURITY – HH1	43
FOOD SECURITY – HH INTRO	43
FOOD SECURITY – HH2	43
FOOD SECURITY – HH3	43
FOOD SECURITY – HH4	43
FIRST LEVEL SCREENING	43
FOOD SECURITY – AD1	43
FOOD SECURITY – AD1a	44
FOOD SECURITY – AD2	44
FOOD SECURITY – AD3	44
FOOD SECURITY – AD4	44
SECOND LEVEL SCREENING	44
FOOD SECURITY – AD5	44
FOOD SECURITY – AD5a	44
CHILD LEVEL 1 SCREENING	44
FOOD SECURITY CHILD INTRO	45
FOOD SECURITY – CH1	45
FOOD SECURITY – CH2	45
FOOD SECURITY – CH3	45
CHILD LEVEL 2 SCREENING	45
FOOD SECURITY – CH4	45
FOOD SECURITY – CH5	45
FOOD SECURITY – CH5a	46
FOOD SECURITY – CH6	46
FOOD SECURITY – CH7	46
DRINKING WATER SOURCE	46
WATER SAFETY – DRINK	46
DIETARY PATTERNS AND EFFORTS	47
BODY IMAGE AND WEIGHT INTRO	47
EATING RESTRICTIONS	47
DIET MODIFICATION EFFORTS – V3	48
PLANT BASED PROTEIN – SPECIAL EFFORT	49
WEIGHT LOSS EFFORTS, BODY PERCEPTIONS, AND WEIGHT STIGMA.....	49
PERCEIVED BODY SIZE	49
BODY SIZE IDEAL	50
PERCEIVED WEIGHT	50
WEIGHT BEHAVIOUR	50
DOCTOR ADVICE	51
WEIGHT LOSS OR DIABETES MEDICATIONS – EVER USE	51
WEIGHT LOSS MEDICATIONS – EVER USE	51
WEIGHT LOSS MEDICATIONS – CURRENT	52
WEIGHT LOSS MEDICATIONS – LAST 12 MONTHS	52
WEIGHT LOSS MEDICATIONS – SEMAGLUTIDE BRAND	53
WEIGHT LOSS MEDICATIONS – TIRZEPATIDE BRAND	53
WEIGHT LOSS MEDICATION OF INTEREST	53
WEIGHT LOSS MEDICATIONS – REASON	54
WEIGHT LOSS MEDICATIONS – EXPERIENCE 1	54
WEIGHT LOSS MEDICATIONS – EXPERIENCE 2	55
WEIGHT LOSS MEDICATIONS – PAST EXPERIENCE 1	56
WEIGHT LOSS MEDICATIONS – PAST EXPERIENCE 2	57

WEIGHT LOSS MEDICATIONS – INSURANCE COVERAGE	58
WEIGHT LOSS MEDICATIONS – COST	58
WEIGHT LOSS MEDICATIONS – DURATION	59
WEIGHT LOSS MEDICATIONS –WEIGHT CHANGE	59
WEIGHT LOSS MEDICATIONS –AMOUNT LOST	60
WEIGHT LOSS MEDICATIONS –WEIGHT REGAIN	60
WEIGHT LOSS MEDICATIONS – SIDE EFFECTS	61
WEIGHT LOSS MEDICATIONS – STOPPING REASON	61
WEIGHT LOSS MEDICATIONS – ALCOHOL IMPACT	62
WEIGHT LOSS MEDICATIONS – SMOKING IMPACT	62
EAT-3 BEHAVIOURAL ITEMS	63
EAT-3 ATTITUDINAL ITEM	63
EATING DISORDER	63
WEIGHT TEASE	64
WEIGHT STIGMA	64
SUGARY DRINKS	64
POP PERCEIVED HEALTHINESS	64
POP ACCEPTABLE FREQUENCY FOR CHILDREN	65
SSB PERCEPTIONS - CONDITION	66
SSB PERCEIVED HEALTHINESS	66
SSB ACCEPTABLE FREQUENCY FOR CHILDREN	66
SSB DEFINITION	67
SSB SOCIAL NORMS – Q3	67
SWEETENER ACCEPTABILITY FOR CHILDREN	67
NUTRITION KNOWLEDGE	67
SELF-REPORTED NUTRITION KNOWLEDGE	67
SOURCES OF NUTRITION INFORMATION	68
PUBLIC EDUCATION	68
FOOD PACKAGING & LABELLING	68
NUTRITION INFO IN GROCERY STORES	68
LABEL AWARENESS	68
LABEL USE	69
LABEL UNDERSTANDING	69
LABEL UNDERSTANDING (OBJECTIVE)	70
NFT AWARENESS	71
NFT USE	71
NFT UNDERSTANDING	72
NFT INFLUENCE	72
DISCUSS LABELS	72
FOOD PROCESSING KNOWLEDGE	73
ULTRA-PROCESSED FOOD TERM AWARENESS	74
ULTRA PROCESSED FOOD IDENTIFICATION	74
MENU LABELLING	75
ONLINE ORDERING: MENU LABELLING – NOTICING	75
ONLINE ORDERING: NUTRITION INFO ACCESSIBILITY	75
ONLINE GROCERY ORDERING: NUTRITION INFO ACCESSIBILITY	75
FOOD GUIDE / DIETARY RECOMMENDATIONS	76
FOOD GUIDE – LAST USE	76
CHILD – SCHOOL FOOD PROGRAM PARTICIPATION	76
CHILD – SCHOOL FOOD PROGRAM PARTICIPATION FREQUENCY	76
CHILD – SCHOOL FOOD PROGRAM AVAILABILITY	76
FOOD MARKETING.....	77
EXPOSURE TO UNHEALTHY FOOD MARKETING – LOCATION	77
EXPOSURE TO UNHEALTHY FOOD MARKETING – GIVEAWAYS VS SPECIAL OFFERS	77
EXPOSURE TO UNHEALTHY FOOD MARKETING - FREQUENCY	78

EXPOSURE TO MARKETING STRATEGIES	78
PESTER POWER	79
UNHEALTHY FOOD CONSUMPTION FREQUENCY	79
CONCERN ABOUT CHILD’S EXPOSURE TO MARKETING	79
SUPPORT FOR BAN ON MARKETING TO KIDS	80
CHILD’S TOTAL SCREEN TIME	80
CHILD SOCIAL MEDIA PLATFORM USE	80
FAVOURITE SOCIAL MEDIA INFLUENCERS	81
FAVOURITE SOCIAL MEDIA INFLUENCERS – UNHEALTHY PROMOTION	81
PRICE / TAXATION	81
SUGAR TAX	81
SUGAR TAX - AWARENESS	81
POLICY SUPPORT	82
POLICY SUPPORT	82
REASONS FOR BEHAVIOUR CHANGE EFFORTS – ALL MEAT	83
PRIORITY IN FOOD PURCHASES	83
HEALTH LITERACY	84
FOOD INTAKE SCREENER.....	85
FOOD INTAKE SCREENER	85
FOOD INTAKE SCREENER – FRUIT	86
FOOD INTAKE SCREENER – POTATOES	86
FOOD INTAKE SCREENER – VEGETABLES	87
FOOD INTAKE SCREENER – FAST FOOD	87
FOOD INTAKE SCREENER – PROCESSED MEAT	88
FOOD INTAKE SCREENER – MEAT	88
FOOD INTAKE SCREENER – PLANT-BASED PROTEIN	89
FOOD INTAKE SCREENER – DAIRY PRODUCTS	89
FOOD INTAKE SCREENER – WHITE MILK	90
FOOD INTAKE SCREENER – FLAVOURED MILK	90
FOOD INTAKE SCREENER – SUGARY DRINKS	91
FOOD INTAKE SCREENER – SUGARY FOODS	91
FOOD INTAKE SCREENER – SALTY SNACKS	92
FOOD INTAKE SCREENER – REFINED GRAINS (WHITE)	92
FOOD INTAKE SCREENER – WHOLE GRAINS	93
FOOD INTAKE SCREENER – OILS	93
GENERAL HEALTH STATUS	94
GENERAL HEALTH	94
OVERALL DIET	94
MENTAL HEALTH	94
STRESS	94
CHRONIC DISEASES	95
DIABETES TYPE	95
PREGNANCY	95
OTHER HEALTH BEHAVIOURS.....	96
DATA QUALITY CHECK – MONTH	96
SMOKING – PAST 30 DAYS	96
MARIJUANA USE – FREQUENCY	96
ALCOHOL USE – FREQUENCY	97
SOCIODEMOGRAPHIC MEASURES	97
ABORIGINAL STATUS	97
ETHNICITY	97
COUNTRY OF BIRTH	98
HIGHEST EDUCATION	98
PERCEIVED INCOME ADEQUACY	98
HOUSEHOLD SIZE	98

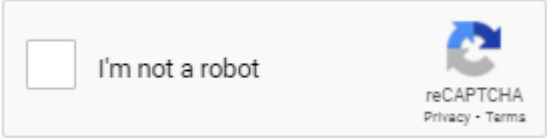
HOUSEHOLD INCOME	99
REGION	99
POSTAL CODE	99
YEAR OF BIRTH	100
SELF-REPORTED HEIGHT	100
SELF-REPORTED HEIGHT CONFIRMATION	100
SELF-REPORTED HEIGHT CORRECTION	101
SELF-REPORTED WEIGHT	101
SELF-REPORTED WEIGHT CONFIRMATION	102
SELF-REPORTED WEIGHT CORRECTION	103
END SCREEN	104
REDIRECT TO NIELSEN	104

NIELSEN INVITATION & PRESCREENER

DOMAIN SOURCE	QUESTION
SAMPLE INVITATION NEW 2019 REVISED 2023	<p>We've found a survey for you!</p> <p>Simply click “Continue” to begin the survey.</p> <p>NOTE TO ETHICS: This is an email and dashboard app invitation sent to panelists by Nielsen and their partner panels. If panelists select ‘continue’ they will be directed to a webpage showing the questions below. Partner panels will have slightly different text shown in their email/dashboard app invitations about panel incentives.</p>
PANELIST AGE NEW 2019	<p>What is your age?</p> <p><i>[numeric]</i></p> <p><i>[If <18 or >100: TERMINATE]</i></p> <p>NOTE TO ETHICS: This is used as a quota screener by Nielsen; data not provided to researchers.</p>
PANELIST SEX NEW 2019 REVISED 2021	<p>What sex were you assigned at birth, meaning on your original birth certificate?</p> <p>Male</p> <p>Female</p> <p>NOTE TO ETHICS: This is used as a quota screener by Nielsen; data not provided to researchers.</p>
PARENTAL STATUS NEW 2019	<p>Please choose the options that best describe your household:</p> <p>[PROGRAMMER NOTE: Allow participants to select more than one of the first 3 options]</p> <p>I am pregnant/expecting a child within the next 9 months</p> <p>I have one or more children under the age of 18 living in my household</p> <p>I have one or more children aged 18 or older living in my household</p> <p>I have no children living in my household and I am not pregnant/expecting a child within the next 9 months</p> <p>PROGRAMMER NOTE: If no children under age of 18 living in household show: “Thank you for your interest, unfortunately you do not qualify for this study. We appreciate your participation and thank you for your time. You have earned [panel incentive].”</p> <p>NOTE TO ETHICS: This screen is shown by Nielsen and their partner panels to help identify panelists who should also be contacted for the related study ‘International Food Policy Study – Youth’. This question is not used to determine eligibility for the present study. The data will not be provided to researchers.</p>
CHILD AGE AND GENDER NEW 2019 REVISED 2020	<p><i>UNIVERSE: Respondents who indicated they had a child under the age of 18 living in the household.</i></p> <p>Please indicate the age and gender of any children under the age of 18 living in your household:</p> <p>[PROGRAMMER NOTE: Allow participants to select more than one option]</p> <p>Boy under age 1</p> <p>Girl under age 1</p> <p>Boy age 1</p> <p>Girl age 1</p> <p>Boy age 2</p> <p>Girl age 2</p>

<p>Boy age 3 Girl age 3 Boy age 4 Girl age 4 Boy age 5 Girl age 5 Boy age 6 Girl age 6 Boy age 7 Girl age 7 Boy age 8 Girl age 8 Boy age 9 Girl age 9 Boy age 10 Girl age 10 Boy age 11 Girl age 11 Boy age 12 Girl age 12 Boy age 13 Girl age 13 Boy age 14 Girl age 14 Boy age 15 Girl age 15 Boy age 16 Girl age 16 Boy age 17 Girl age 17 None of the above</p> <p>NOTE TO ETHICS: This screen is shown by Nielsen and their partner panels to help identify panelists who should also be contacted for the related study 'International Food Policy Study – Youth'. This question is not used to determine eligibility for the present study. The data will not be provided to researchers.</p>
--

ELIGIBILITY SCREENER & INFORMATION/CONSENT (IN ALCHEMER)

DOMAIN SOURCE	QUESTION
ELIGIBILITY INTRO REVISED 2024 RECAPTCHA	<p>Before you continue to the study information, we need to confirm your eligibility with a few short questions.</p> <p>Please check the box below, and click 'Next' to proceed with the survey.</p>  <p><i>[PROGRAMMER NOTE: Utilize ReCAPTCHA and Duplicate Protection function based on IP address in Alchemer]</i></p>
AGE REVISED 2019 AGE	<p>How old are you? <i>[numeric]</i></p> <p><i>[If <18 or >100: "Unfortunately, you are not eligible for the study. Thank you for your time. You will now be redirected back to the survey company."]</i></p>
SEX AT BIRTH CIHR SUGGESTED METHOD (GRETA BAUER, WESTERN) REVISED 2024 SEX	<p>What sex were you assigned at birth, meaning on your original birth certificate?</p> <p>Male Female Don't know Refuse to answer</p>
SEX AT BIRTH FOLLOW-UP NEW 2024 SEX2	<p><i>UNIVERSE: Sex = 'Don't know' or 'Refuse to answer'</i></p> <p>We know this can be a sensitive question for some people. We ask about sex-at-birth because it helps us to understand the profile of survey respondents. If you are not comfortable answering the question, you can choose 'Don't know' or 'Refuse to answer'. (We'll ask about your gender identity later in the survey).</p> <p>What sex were you assigned at birth, meaning on your original birth certificate?</p> <p>Male Female X (not specified on birth certificate) Don't know Refuse to answer</p>

<p>INFO</p> <p>REVISED 2019-2025</p>	<p>Before you start the survey, please read the following information and let us know if you agree to participate.</p> <ul style="list-style-type: none"> - The survey will examine eating patterns in different countries. The study is being conducted by Professor David Hammond at the University of Waterloo, Canada. - You must be 18 years of age or older to participate in the study. - The survey will ask you questions about your diet and nutrition, and other health-related behaviours such as smoking and alcohol use. The survey will take about 30 minutes. - Participation is voluntary. You can click ‘refuse to answer’ to any question you do not wish to answer. You can choose to stop the study at any time without penalty. If you choose to stop participating, you may receive your incentive by selecting ‘refuse to answer’ for all further questions until the end of the survey. Any data already collected may be used in the study, unless you contact the researcher to have it deleted. - We take your privacy very seriously and will make every effort to keep your information strictly confidential. We will never share your personal information with any company or marketing firm. The study data will be collected using Alchemer software. Internet protocol (IP) addresses may be recorded by the software program used for this study to avoid duplicate responses in the dataset, but this information will not be used by the researchers or the owners of the program to identify you personally. When information is transmitted over the internet, privacy cannot be guaranteed. There is always a risk your responses may be intercepted by a third party (e.g., government agencies, hackers). - The data will be stored for a minimum of 7 years on a secure University of Waterloo server in Canada. Analyses may also be conducted by international research team members, but only using de-identified data stored on password-protected computers. - This project has been reviewed and received ethics clearance through a University of Waterloo Research Ethics Board (REB #30829). However, the final decision about participation is yours. Participants who have concerns or questions about their involvement in the project may contact the Office of Research Ethics in Canada at 0011-1-519-888-4440 or reb@uwaterloo.ca. - If you have any other questions about the study, please contact Professor David Hammond of the University of Waterloo in Canada at 0011-1-519-888-4567 ext. 46462 or dhammond@uwaterloo.ca or Associate Professor Gary Sacks, a local study researcher from Deakin University in Australia at 03 9251 7105 or gary.sacks@deakin.edu.au.
<p>CONSENT</p> <p>REVISED 2021 REVISED 2025</p> <p>CONSENT</p>	<p><i>By providing your consent, you are not waiving your legal rights or releasing the investigator(s) or involved institution(s) from their legal and professional responsibilities.</i></p> <p>Based on the information you received, do you agree to take part in this research study?</p> <p>Yes → <i>[continue to survey]</i></p> <p>No → Thank you for your time. You will now be redirected back to the survey company. <i>[TERMINATE]</i></p>

DEMOGRAPHICS

DOMAIN SOURCE	QUESTION
PREAMBLE REVISED 2020	First, we'd like to ask a few questions about your background.
GENDER CIHR SUGGESTED METHOD (GRETA BAUER, WESTERN) GENDER GENDER_OTEXT	What is your current gender identity? Man Woman Trans male/trans man Trans female/trans woman Gender queer/gender non-conforming Different identity → Please specify: <i>[open-ended]</i> Don't know Refuse to answer
STUDENT STATUS STUDENT	Are you currently a student? No Yes, full-time Yes, part-time Don't know Refuse to answer
CHILDREN – ANY REVISED 2024 CHILD_ANY	Do you have any children (including step-children)? Yes No Don't know Refuse to answer
CHILDREN IN HOME - NUMBER BRFSS ADAPTED REVISED 2024 CHILD_HOME	<i>UNIVERSE: Respondents with children (child_any=yes)</i> How many of your children <u>under the age of 18 live in your household</u> (including step-children)? <i>[dropdown with numbers from 0 to 10]</i> Don't know Refuse to answer
CHILDREN IN HOME – AGES REVISED 2019 CHILD#_AGE CHILD#_DKR	<i>UNIVERSE: Respondents with at least 1 child <18 in household (child_home>0)</i> Please enter the age[s] of your child[ren] who [is/are] <u>under 18 that live[s] in your household</u> , in years, in the box(es) below. Child #1 Age: <i>[numeric, decimal allowed]</i> Child #2 Age: <i>[numeric, decimal allowed]</i> Child #... [PROGRAMMER NOTE: add rows based on response to number of children living in household, up to 10 children] Don't know Refuse to answer

FOOD SOURCES

DOMAIN SOURCE	QUESTION
FOOD SOURCE – EATING OUT FREQUENCY NHANES adapted <i>EATOUT</i> <i>EATOUT_DKR</i>	<p>Next, I'm going to ask you about meals. By meal, I mean BREAKFAST, LUNCH AND DINNER.</p> <p>During the PAST 7 DAYS, how many meals did you get that were PREPARED AWAY FROM HOME in places such as restaurants, fast food or take-away places, food stands, or from vending machines?</p> <p>Only include snacks if they counted as your meal. Do NOT include today.</p> <p>Enter number: _____ meals [numeric 0-21] Don't know Refuse to answer</p>
FOOD SOURCE – PURCHASE FORMAT FOR FOOD PREPARED OUTSIDE THE HOME REVISED 2019 REVISED 2025 <i>FROM_DELSERV</i> <i>FROM_DELDIRECT</i> <i>FROM_NEAR</i> <i>FROM_FAR</i> <i>FROM_INPERSON</i> <i>FROM_DKR</i>	<p><i>UNIVERSE: Respondents who had at least 1 meal prepared away from home (eatout>0)</i></p> <p>You said you had [#] meal(s) prepared outside the home in the past 7 days.</p> <p>How many of those meals were...</p> <p>[numeric] Ordered using a food delivery service (e.g., UberEats, Foodora, Deliveroo) and delivered to you [numeric] Ordered directly from a restaurant and delivered to you [PROGRAMMER NOTE: Randomize 50% of respondents to complete both of the 'in-person' items with specifications on distance, and the other 50% to complete a general 'in-person' item (no distance specification).] [numeric] Purchased in person at a restaurant / food outlet within 5 minutes of your home (using your usual mode of transportation, e.g., walk, drive, or public transport), excluding delivery [numeric] Purchased in person at a restaurant / food outlet more than 5 minutes away from your home (using your usual mode of transportation, e.g., walk, drive, or public transport), excluding delivery [numeric] Purchased in person at a restaurant / food outlet, excluding delivery Don't know Refuse to answer</p>
FOOD SOURCE – PERCENTAGE EAT OUT% PREPARED OUTSIDE HOME <i>EATOUT_PERC</i> <i>EATOUT_PERC_DKR</i>	<p>Thinking about ALL THE FOOD YOU ATE during the past 7 days, INCLUDING SNACKS, what percentage was prepared outside the home?</p> <p>Enter percentage: _____ [numeric percentage, 0 to 100%] Don't know Refuse to answer</p>
FOOD SOURCE – AT HOME INTRO	<p>We are now going to ask you about the food you ate during the past 7 days that was PREPARED AT HOME.</p> <p>For example: If you made lunch at home and brought it to work or school, this would be "prepared at home". If your food came from home - even if it needed little or no preparation (e.g., an apple or crackers) - that counts as "prepared at home". Include food prepared by you or someone else at home.</p> <p>DO NOT include drinks.</p>

<p>FOOD SOURCE – PURCHASE LOCATIONS FOR FOOD PREPARED AT HOME</p> <p>REVISED 2019</p> <p>COUNTRY SPECIFIC WORDING</p> <p>HS_1...3, HS_5...6, HS_8...14 HS_DK HS_R HS_10_OTEXT HS_NONE</p>	<p>Please think about the food you ate that was PREPARED AT HOME DURING THE PAST 7 DAYS. Where was it PURCHASED? Select all that apply.</p> <p>Supermarket Fruit and veg shop Butcher Deli Fresh food market or farmer’s market Convenience / corner store Warehouse club (e.g., Costco) Ethnic or specialty food store/market (e.g., Asian grocer) Farm box delivery (e.g., Farmers Direct, HelloFresh) Food bank Grown by you or someone you know Some other place → Please specify: [open-ended] I have not prepared any food at home in the past 7 days Don’t know Refuse to answer</p>
<p>FOOD SOURCE – PURCHASE METHOD FOR FOOD PREPARED AT HOME</p> <p>NEW 2020</p> <p>PM_STORE PM_ONLINE PM_FRIEND PM_BANK PM_GROW PM_OTHER PM_OTEXT PM_DK PM_R</p>	<p>UNIVERSE: Skip if previously selected “I have not prepared any food at home in the past 7 days” (HS14=Checked) Still thinking about the food PREPARED AT HOME IN THE PAST 7 DAYS, how/where did you get the food? Select all that apply.</p> <p>In-store Ordered online (delivery or pick-up) Someone outside my household (e.g., friend, relative) purchased my groceries and delivered them Food bank Grown by you or someone you know Some other source → Please specify: [open-ended] Don’t know Refuse to answer</p>
<p>READY-TO-EAT MEALS</p> <p>READY READY_DKR</p>	<p>UNIVERSE: Respondents who did NOT indicate they “have not prepared any food at home in the past 7 days” (HS_none not selected) Thinking about the MEALS PREPARED AT HOME in the past 7 days, what percentage was “ready-to-eat” or “box food” (e.g., microwave, frozen or packaged meals)? This includes foods like frozen pizza, chicken nuggets, frozen dinner, 2 minute noodles, canned soup, baking mixes, instant oats, etc.</p> <p>Enter percentage: _____ [numeric percentage, 0 to 100%] Don’t know Refuse to answer</p>

<p>FOOD SOURCE – MEAL DELIVERY SERVICE USE FOR FOOD PREPARED AT HOME</p> <p>NEW 2022</p> <p>COUNTRY SPECIFIC WORDING</p> <p>MEALKIT</p> <p>NEW 2025</p> <p>COUNTRY SPECIFIC WORDING</p> <p>MEALKIT_FREQ</p>	<p>One last question about the food prepared at home:</p> <p>Was any of the food purchased in the past 7 days from a meal kit delivery service (e.g., HelloFresh, Marley Spoon)?</p> <p>Yes No Don't know Refuse to answer</p> <p><i>UNIVERSE: Respondents who indicated they purchased food through a meal kit delivery service</i></p> <p>In the past 7 days, how many days did you eat food from a meal kit delivery service (e.g., HelloFresh, Marley Spoon)?</p> <p>0 days 1 day 2 days 3 days 4 days 5 days 6 days 7 days (every day) Don't know Refuse to answer</p>
<p>ONLINE ORDERING</p> <p>NEW 2022</p> <p>COUNTRY SPECIFIC WORDING</p> <p>ONLN_REST ONLN_GSTORE ONLN_GONLN ONLN_CONV ONLN_ALC ONLN_NONE ONLN_DK ONLN_R</p>	<p>Have you ordered any of the following <u>online or using an app</u>, for pick-up or delivery in the past 30 days?</p> <p>We want to know if YOU have done this (don't include if your family or others have ordered for you). (Select all that apply).</p> <p>Meals/food/drinks from a restaurant or take-away Groceries from a supermarket Groceries from an online-only store (e.g., Amazon) Snacks/food/drinks from a convenience store Alcohol None of the above Don't know Refuse to answer</p>
<p>ONLINE ORDERING FREQUENCY</p> <p>NEW 2022</p> <p>COUNTRY SPECIFIC WORDING</p> <p>ONLN_REST_FREQ ONLN_GSTORE_FREQ ONLN_GONLN_FREQ</p>	<p><i>UNIVERSE: Respondents who ordered food online/using an app from a convenience store and/or a restaurant, and/or groceries from a supermarket and/or groceries from an online-only stores, and/or alcohol</i></p> <p>[PROGRAMMER NOTE: Only show items selected in previous question.]</p> <p>How often have you ordered <u>meals/food/drinks from a restaurant or take-away</u> online or using an app in the past 30 days?</p> <p>Less than once a week Once a week A few times a week Every day Don't know</p>

<p>ONLN_CONV_FREQ ONLN_ALC_FREQ</p>	<p>Refuse to answer</p> <p>How often have you ordered <u>groceries from a supermarket</u> online or using an app in the past 30 days? Less than once a week Once a week A few times a week Every day Don't know Refuse to answer</p> <p>How often have you ordered <u>groceries from an online-only store (e.g., Amazon)</u> online or using an app in the past 30 days? Less than once a week Once a week A few times a week Every day Don't know Refuse to answer</p> <p>How often have you ordered <u>snacks/food/drinks from a convenience store</u> online or using an app in the past 30 days? Less than once a week Once a week A few times a week Every day Don't know Refuse to answer</p> <p>How often have you ordered <u>alcohol</u> online or using an app in the past 30 days? Less than once a week Once a week A few times a week Every day Don't know Refuse to answer</p>
---	---

<p>FOOD BANK USE Adapted from Canadian Household Panel Survey – 2008</p> <p>NEW 2022</p> <p>COUNTRY SPECIFIC WORDING</p> <p>FDBANK_USE COMSERV_USE</p>	<p>In the past 12 months, has anyone in your household used the following:</p> <p>Food bank Yes No Don't know Refuse to answer</p> <p>Other community service that provides free food to people in need Yes No Don't know Refuse to answer</p>
<p>FOOD BANK USE FREQUENCY</p> <p>NEW 2022</p> <p>FDBANK_FREQ</p> <p>COUNTRY SPECIFIC WORDING</p> <p>COMSERV_FREQ</p>	<p><i>UNIVERSE: Respondents who indicated they used a food bank</i></p> <p>How many times did anyone in your household use a <u>food bank in the past 30 days?</u> None Once Twice Three times Four or more times Don't know Refuse to answer</p> <p><i>UNIVERSE: Respondents who indicated they used a community service to access free food</i></p> <p>How many times did anyone in your household use <u>another community service that provides free food to people in need in the past 30 days?</u> None Once Twice Three times Four or more times Don't know Refuse to answer</p>
<p>FOOD AFFORDABILITY</p> <p>NEW 2022</p> <p>AFF</p>	<p>Has food become more expensive for you in the last 12 months? Much less expensive A little less expensive No change A little more expensive Much more expensive Don't know Refuse to answer</p>
<p>FOOD AFFORDABILITY ACTIONS</p>	<p><i>UNIVERSE: Respondents who indicated that food is a little or much more expensive</i></p> <p>Have you done anything different in the last 12 months because food is more expensive? (Select all that apply).</p>

<p>NEW 2022</p> <p>COUNTRY SPECIFIC WORDING</p> <p>AFF_ACT_BRAND AFF_ACT_LESS AFF_ACT_TYPES AFF_ACT_CHAIN AFF_ACT_BULK AFF_ACT_DISC AFF_ACT_GREW AFF_ACT_SCRATCH AFF_ACT_FDBANK AFF_ACT_REST AFF_ACT_NONE AFF_ACT_DK AFF_ACT_R</p>	<p>[PROGRAMMER NOTE: RANDOMIZE ORDER OF ITEM PRESENTATION.]</p> <p>Switched to less expensive brands</p> <p>Bought less food</p> <p>Changed the types of foods I buy</p> <p>Shopped at lower-priced supermarkets or discount chains</p> <p>Bought in bulk or value sizes</p> <p>Used more discount coupons or sales</p> <p>Grew more of my own food</p> <p>Baked or cooked from scratch more</p> <p>Used a food bank or other food assistance</p> <p>Bought less restaurant or take-away food</p> <p>None of the above</p> <p>Don't know</p> <p>Refuse to answer</p>
<p>FOOD AFFORDABILITY - FOOD PURCHASE IMPACT</p> <p>NEW 2022</p> <p>REVISED 2024 (universe)</p> <p>COUNTRY SPECIFIC WORDING</p> <p>AFF_BUY_FV AFF_BUY_MEAT AFF_BUY_MILK AFF_BUY_SNACK AFF_BUY_DESSERT AFF_BUY_BEV AFF_BUY_READY</p>	<p><i>UNIVERSE: Respondents who indicated that food is a little or much more expensive, or a little or much less expensive</i></p> <p>Has price affected how much you buy of these foods?</p> <p>[PROGRAMMER NOTE: RANDOMIZE ORDER OF ITEM PRESENTATION.]</p> <p>Fresh fruits and vegetables</p> <p>Meat</p> <p>Milk and cheese</p> <p>Snacks like crackers, chips or muesli bars</p> <p>Desserts or treats like biscuits, ice cream or lollies</p> <p>Non-alcoholic beverages like soft drinks and juice</p> <p>Microwave, frozen or pre-prepared meals</p> <p>[PROGRAMMER NOTE: Use table format]</p> <p>Buy less</p> <p>Buy more</p> <p>No change</p> <p>Don't know</p> <p>Refuse to answer</p>

BEVERAGE INTAKE

DOMAIN SOURCE	QUESTION
BEVERAGE FREQUENCY CONDITION NEW 2025	[PROGRAMMER NOTE: Randomize 50% respondents per country to complete the original Beverage Frequency Questionnaire, and 50% respondents per country to complete the modified Beverage Frequency Questionnaire.]
BEVERAGE FREQUENCY INTRO	<p><i>UNIVERSE: Respondents randomized to the original Beverage Frequency Questionnaire</i> [PROGRAMMER NOTE: Hide back button]</p> <p>Next, we'd like to ask you about the drinks you've had over the PAST 7 DAYS.</p> <p>We'll be asking you about different categories of drinks.</p> <p>First, we'll ask you the TOTAL NUMBER OF DRINKS you've had in each category.</p> <p>Second, we'll ask you about your USUAL SIZE OF DRINK in each category.</p>

<p>BEVERAGE FREQUENCY QUESTIONNAIRE (BFQ) – NUMBER OF DRINKS BY TYPE</p> <p>ADAPTED FROM SEVERAL OTHER PAPER FFQS FOR BEVERAGES.</p> <p>REVISED 2019</p> <p>BFQ_#_N BFQ_NONE BFQ_DK_N BFQ_R_N</p>	<p><i>UNIVERSE: Respondents randomized to the original Beverage Frequency Questionnaire</i></p> <p>During the PAST 7 DAYS, HOW MANY DRINKS did you have in each category below?</p> <p>For example, if you had 2 regular soft drinks during the past 7 days, you would enter 2 in that box. If you had 1 regular soft drink EACH day, you would enter 7 in that box. [PROGRAMMER NOTE: Responses must be numeric and between 0-100; only allow participant to select 1 of none of the above, DK or R]</p> <p>[numeric] Regular soft drink (Coke, Pepsi, Fanta, Sprite, ginger beer, etc.) *Not including diet soft drink</p> <p>[numeric] Diet soft drink (Pepsi Max, Diet Coke, etc.)</p> <p>[numeric] 100% fruit or vegetable juice (orange juice, apple juice, etc.)</p> <p>[numeric] Sweetened fruit drinks (Prima, fruit punch/cocktail, iced tea, etc.)</p> <p>[numeric] Low-/no-calorie fruit drinks (diet lemonade, unsweetened iced tea, etc.)</p> <p>[numeric] Tap water</p> <p>[numeric] Plain bottled water</p> <p>[numeric] Regular flavoured waters or vitamin waters <u>with</u> calories (cordial, Vitaminwater, Pump flavoured water)</p> <p>[numeric] Low-/no-calorie flavoured waters or vitamin waters (diet cordial, LQD+, Cottees Squirtz, etc.)</p> <p>[numeric] Regular sports drinks (Gatorade, Powerade, etc.)</p> <p>[numeric] Low-/no-calorie sports drinks (G2, Powerade Zero, etc.)</p> <p>[numeric] Regular energy drinks (Red Bull, V, Mother, etc.)</p> <p>[numeric] Low-/no-calorie energy drinks (Red Bull Sugarfree, etc.)</p> <p>[numeric] Dairy milk or unsweetened milk alternatives (unsweetened soy, almond, etc.) as a beverage *NOT including milk consumed in cereal, etc.</p> <p>[numeric] Flavoured milk, incl. chocolate milk and hot chocolate, or sweetened milk alternatives (sweetened soy, almond, etc.)</p> <p>[numeric] Coffee or tea, <u>with</u> sugar (with or without milk)</p> <p>[numeric] Coffee or tea, <u>no sugar</u> (with or without milk or artificial sweetener)</p> <p>[numeric] Sweetened specialty coffees or teas (mochas, frappuccinos, chai lattes, iced coffee, etc.)</p> <p>[numeric] Sweetened smoothies, protein shakes, or drinkable yogurt</p> <p>[numeric] Unsweetened smoothies, protein shakes, or drinkable yogurt</p> <p>[numeric] Beer, cider, alcopop</p> <p>[numeric] Wine (red, white or sparkling)</p> <p>[numeric] Spirits <u>with mixer</u>, cocktails that have calories/sugar (rum & coke, gin & tonic, margarita, martini, etc.)</p> <p>[numeric] Spirits <u>with no mixer</u> or diet/non-caloric mix (shots, whiskey on the rocks, vodka & soda, rum & diet coke, etc.)</p> <p>None of the above Don't know Refuse to answer</p>
<p>BFQ SIZE INTRO</p> <p>NEW 2019</p>	<p><i>UNIVERSE: Respondents randomized to the original Beverage Frequency Questionnaire</i></p> <p>Now we'll ask you about your USUAL SIZE OF DRINK in each category.</p> <p>[PROGRAMMER NOTE: Hidden custom script identifies which drink categories were consumed and should be shown in the following usual size section]</p>

BFQ – USUAL SIZE
ADAPTED FROM
SEVERAL OTHER PAPER
FFQS FOR BEVERAGES.

REVISED 2019








BFQ_#_SIZE_AUS
BFQ_#_SIZE_DK_AUS
BFQ_#_SIZE_R_AUS

[PROGRAMMER NOTE: For each category that there was at least one drink consumed, ask size question - images should only be shown for beverage categories selected above. Show each category on a separate page with the question header.]








For each type of drink, what size did you USUALLY have?

If you had different sizes, select the picture that is closest to the average size.






Regular soft drink (Coke, Pepsi, Fanta, Sprite, ginger beer, etc.) *NOT including diet soft drink

Less				
Less than 250 mL	1 cup (250 mL)	Can (375 mL)	Fountain cup (473 mL)	Fountain cup (591 mL)
			More	
Bottle (600 mL)	Fountain cup (710 mL)	Large bottle (2 L)	More than 2 L	







Diet soft drink (Diet Pepsi, Coke Zero, etc.)

Less				
Less than 250 mL	1 cup (250 mL)	Can (375 mL)	Fountain cup (473 mL)	Fountain cup (591 mL)
			More	
Bottle (600 mL)	Fountain cup (710 mL)	Large bottle (2 L)	More than 2 L	




100% fruit or vegetable juices (orange juice, apple juice, etc.)

Less				
Less than 250 mL	1 cup (250 mL)	Juicebox (250 mL)	Can (375 mL)	Bottle (375 mL)
	More			
Large bottle (500 mL)	More than 500 mL			





Sweetened fruit drinks (Prima, fruit punch/cocktail, iced tea, etc.)

Less				
Less than 250 mL	1 cup (250 mL)	Juicebox (250 mL)	Can (375 mL)	Small bottle (500 mL)
		More		
Large bottle (600 mL)	Tall can (710 mL)	More than 710 mL		

Low-/no-calorie fruit drinks (diet lemonade, unsweetened iced tea, etc.)

Less				
Less than 250 mL	1 cup (250 mL)	Juicebox (250 mL)	Can (375 mL)	Small bottle (500 mL)
		More		
Large bottle (600 mL)	Tall can (710 mL)	More than 710 mL		




Tap water

Less				
Less than 250 mL	1 cup (250 mL)	1.5 cups (375 mL)	2 cups (500 mL)	Reusable bottle (750 mL)





More


More than 750 mL

Plain bottled water






Less				More
Less than 250 mL	Small bottle (250 mL)	Bottle (500 mL)	Large bottle (1 L)	More than 1 L

Regular flavoured waters or vitamin waters with calories (cordial, Vitaminwater, Pump flavoured water)

Less				
Less than 250 mL	1 cup (250 mL)	Small bottle (330 mL)	Can (375 mL)	Bottle (600 mL)

	More
Extra large bottle (1 L)	More than 1 L

Low-/no-calorie flavoured waters or vitamin waters (diet cordial, LQD+, Cottees Squirtz, etc.)

Less				
Less than 250 mL	1 cup (250 mL)	Small bottle (330 mL)	Can (375 mL)	Bottle (600 mL)
	More			
Extra large bottle (1 L)	More than 1 L			






Regular sports drinks (Gatorade, Powerade, etc.)

Less				More
Less than 250 mL	1 cup (250 mL)	Bottle (600 mL)	XL. Bottle (1 L)	More than 1 L






Low-/no-calorie sports drinks (G2, Powerade Zero, etc.)

Less				More
Less than 250 mL	1 cup (250 mL)	Bottle (600 mL)	XL. Bottle (1 L)	More than 1L






Regular energy drinks (Red Bull, V, Mother, etc.)

Less				
Less than 250 mL	Small can (250 mL)	Can (375 mL)	Tall can (500 mL)	Bottle (591 mL)
	More			
XL Can (710 mL)	More than 710 mL			






Low-/no-calorie energy drinks (Red Bull Sugarfree, etc.)

Less				
Less than 250 mL	Small can (250 mL)	Can (375 mL)	Tall can (500 mL)	Bottle (591 mL)
	More			
XL Can (710 mL)	More than 710 mL			






Dairy milk or unsweetened milk alternative (unsweetened soy, almond, etc.), as a beverage **NOT including milk consumed in cereal, etc.*

Less				
Less than 250 mL	1 cup (250 mL)	Box (250 mL)	Small carton (250 mL)	Medium carton (500 mL)
	More			
Large carton (1 L)	More than 1 L			






Flavoured milk, incl. chocolate milk and hot chocolate, or sweetened milk alternatives (sweetened soy, almond, etc.)

Less				
Less than 250 mL	1 cup (250 mL)	Small carton (250 mL)	Bottle (500 mL)	Medium carton (500 mL)
	More			
Large carton (1 L)	More than 1 L			







Coffee or tea, with sugar (with or without milk)

Less				
Less than 295 mL	Small (295 mL)	1.5 cups (375 mL)	Medium (415 mL)	Large (473 mL)
	More			
Extra large (591 mL)	More than 591 mL			







Coffee or tea, no sugar (with or without milk or artificial sweetener)

Less				
Less than 295 mL	Small (295 mL)	1.5 cups (375 mL)	Medium (415 mL)	Large (473 mL)
	More			
Extra large (591 mL)	More than 591 mL			







Sweetened specialty coffees or teas (mochas, frappuccinos, chai lattes, iced coffee, etc.)

Less				
Less than 295 mL	Small (295 mL)	1.5 cups (375 mL)	Bottle (400 mL)	Medium (415 mL)
		More		
Large (473 mL)	Extra large (591 mL)	More than 591 mL		







Sweetened smoothies, protein shakes, or drinkable yogurt

Less				
Less than 93 mL	Small bottle (93 mL)	Bottle (200 mL)	1 cup (250 mL)	1.5 cups (375 mL)
		More		
2 cups (500 mL)	Large cup (710 mL)	More than 710 mL		

Unsweetened smoothies, protein shakes, or drinkable yogurt

Less				
Less than 93 mL	Small bottle (93 mL)	Bottle (200 mL)	1 cup (250 mL)	1.5 cups (375 mL)
		More		
2 cups (500 mL)	Large cup (710 mL)	More than 710 mL		

Beer, cider, alcopop

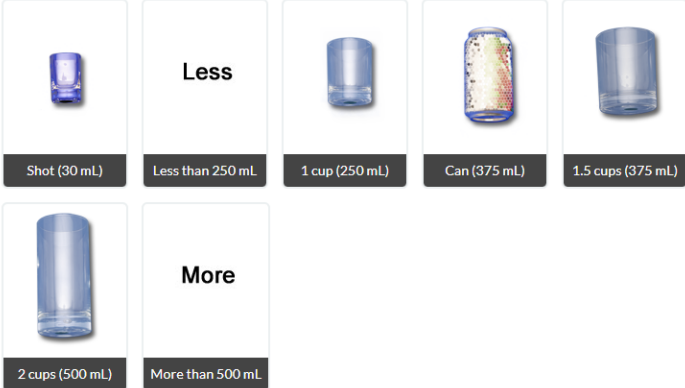
Less				
Less than 285 mL	Pot/middy (285 mL)	Bottle (330 mL)	Can (375 mL)	Large can (440 mL)
		More		
Pint (570 mL)	Large bottle (750 mL)	More than 750 mL		

Wine (red, white or sparkling)

Less			More
Less than 150 mL	150 mL glass	250 mL glass	More than 250 mL

Spirits with mixer, cocktails that have calories/sugar
(rum & coke, gin & tonic, margarita, martini, etc.)

























Less				
Less than 250 mL	1 cup (250 mL)	Can (375 mL)	1.5 cups (375 mL)	2 cups (500 mL)
More				
More than 500 mL				

	<p>Spirits with no mixer or diet/non-caloric mix (shots, whiskey on the rocks, vodka & soda, rum & diet coke, etc.)</p>  <p>Don't know <i>[for each type]</i> Refuse to answer <i>[for each type]</i></p>
<p>BFQ – BULK SIZE CONFIRMATION</p> <p>NEW 2023</p> <p>BFQ_1_BULK BFQ_2_BULK BFQ_7_BULK BFQ_8_BULK BFQ_9_BULK BFQ_10_BULK BFQ_11_BULK BFQ_14_BULK BFQ_15_BULK</p>	<p><i>UNIVERSE: Respondents randomized to the original Beverage Frequency Questionnaire</i> [PROGRAMMER NOTE: For each selection of a large bulk bottle size (2L pop, 2L diet pop, 1L bottled water OR >1L bottled water, 1L regular flavoured water, 1L low-no calorie flavoured water, 1L regular sports drink, 1L low/no calorie sport drinks, 1L milk OR >1L milk, 1L chocolate milk OR >1L chocolate milk), ask a follow-up question about number of bottles consumed.]</p> <p>Just to check... About how many of these [bottles/cartons] did you drink in the past 7 days, in total?</p> <p>Don't include sharing with others. Only include the amount that you drank. [show image of bottle selected] [PROGRAMMER NOTE: refer to carton for milk and chocolate milk; elsewhere refer to bottle]</p> <p>Less than half a [bottle/carton] About half a [bottle/carton] 1 [bottle/carton] 2 [bottles/cartons] 3 [bottles/cartons] 4 [bottles/cartons] 5 [bottles/cartons] 6 [bottles/cartons] 7 [bottles/cartons] 8 [bottles/cartons] 9 [bottles/cartons] 10 [bottles/cartons] More than 10 [bottles/cartons] Don't know Refuse to answer</p>

<p>BFQ - CONSUME DEALCOHOLIZED DRINKS</p> <p>NEW 2023</p> <p>NONALC_CONS</p>	<p><i>UNIVERSE: Respondents randomized to the original Beverage Frequency Questionnaire</i></p> <p>During the PAST 7 DAYS, did you have any <u>non-alcoholic</u> beer, wine or spirits?</p> <p>Yes</p> <p>No</p> <p>Don't know</p> <p>Refuse to answer</p>
<p>BFQ V2 – INTRO</p> <p>NEW 2025</p>	<p><i>UNIVERSE: Respondents randomized to the modified Beverage Frequency Questionnaire</i></p> <p>[PROGRAMMER NOTE: Hide back button]</p> <p>Next, we're going to ask you about the drinks you had in the <u>last 7 days</u>.</p>
<p>BFQ V2 – NON-ALCOHOLIC BEVERAGE CONSUMPTION</p> <p>NEW 2025</p> <p>BFQ2_[1-14]</p>	<p><i>UNIVERSE: Respondents randomized to the modified Beverage Frequency Questionnaire</i></p> <p>Did you have any of these drinks in the last 7 days?</p> <p>Regular soft drinks like Coke, Pepsi, Fanta, Sprite, ginger beer</p> <p>Diet soft drinks like Pepsi Max, Diet Coke</p> <p>100% fruit or vegetable juice like orange juice, apple juice</p> <p>Fruit drinks like cordial, tropical punch, iced tea, flavoured/vitamin waters</p> <p>Tap water including from a filter or water cooler</p> <p>Plain bottled water</p> <p>Carbonated or sparkling water (low or no-kilojoule) like Mount Franklin</p> <p>Sports drinks like Gatorade, Powerade</p> <p>Energy drinks like Red Bull, V, Monster</p> <p>Milk or alternatives like unsweetened soy or almond milk <i>*Don't include milk in cereal, coffee or tea.</i></p> <p>Flavoured milk or alternatives like chocolate milk or sweetened soy or almond milk</p> <p>Coffee or tea</p> <p>Sweetened specialty coffees or teas like mochas, frappuccinos, chai lattes, iced coffees, bubble tea</p> <p>Smoothies, protein shakes, or drinkable yogurt</p> <p>[PROGRAMMER NOTE: Use table with 'Yes'/'No'/'Don't know'/'Refuse to answer' for each drink type]</p> <p>Yes</p> <p>No</p> <p>Don't know</p> <p>Refuse to answer</p>

<p>BFQ V2 - ALCOHOLIC BEVERAGE CONSUMPTION</p> <p>NEW 2025</p> <p>BFQ2_[15-20]</p>	<p><i>UNIVERSE: Respondents randomized to the modified Beverage Frequency Questionnaire</i></p> <p>Did you have any of these drinks in the last 7 days?</p> <p>Beer Wine Cider (alcoholic) Premixed drinks, spirits with mixers, hard seltzers, or cocktails Spirits with <u>no mixer</u> Non-alcoholic beer, wine or spirits or mocktails</p> <p>[PROGRAMMER NOTE: Use table with ‘Yes’/‘No’/‘Don’t know’/‘Refuse to answer’ for each drink type]</p> <p>Yes No Don’t know Refuse to answer</p>
<p>BFQ V2 - AMOUNT PREAMBLE</p> <p>NEW 2025</p>	<p><i>UNIVERSE: Respondents randomized to the modified Beverage Frequency Questionnaire</i></p> <p>Next, we’re going to ask about <u>how much</u> you drank in the last 7 days for each category.</p>
<p>BFQ V2 – ANY DIET FRUIT DRINKS</p> <p>NEW 2025</p> <p>BFQ2_4_ANYDIET</p>	<p>[PROGRAMMER NOTE: Ask the following ‘ANY DIET...’ questions <u>immediately before</u> the corresponding ‘BFQ – CONTAINER SIZE’ and ‘BFQ – NUMBER OF DRINKS’ questions for Fruit drinks, Sports drinks, Energy drinks, Smoothies/protein shakes/drinkable yogurt, and Mixed drinks/coolers/seltzers/cocktails.]</p> <p><i>UNIVERSE: Selected “Yes” for ‘Fruit drinks’ in last 7 days.</i></p> <p>You told us you had FRUIT DRINKS in the last 7 days.</p> <p>Were any of the fruit drinks <u>diet, low-kilojoule or no-kilojoule</u>? (like diet cordial, unsweetened iced tea)</p> <p>No Some fruit drinks were diet, low-kilojoule or no-kilojoule All fruit drinks were diet, low-kilojoule or no-kilojoule Don’t know Refuse to answer</p>

<p>BFQ V2 – ANY DIET SPORTS DRINKS</p> <p>NEW 2025</p> <p>BFQ2_8_ANYDIET</p>	<p><i>UNIVERSE: Selected “Yes” for ‘Sports drinks’ in last 7 days.</i></p> <p>You told us you had SPORTS DRINKS in the last 7 days.</p> <p>Were any of the sports drinks <u>diet, low-kilojoule or no-kilojoule</u>? (like G2, Powerade Zero)</p> <p>No Some sports drinks were diet, low-kilojoule or no-kilojoule All sports drinks were diet, low-kilojoule or no-kilojoule Don’t know Refuse to answer</p>
<p>BFQ V2 – ANY DIET ENERGY DRINKS</p> <p>NEW 2025</p> <p>BFQ2_9_ANYDIET</p>	<p><i>UNIVERSE: Selected “Yes” for ‘Energy drinks’ in last 7 days.</i></p> <p>You told us you had ENERGY DRINKS in the last 7 days.</p> <p>Were any of the energy drinks <u>diet, low-kilojoule or no-kilojoule</u>? (like Red Bull Sugarfree, Celsius)</p> <p>No Some energy drinks were diet, low-kilojoule or no-kilojoule All energy drinks were diet, low-kilojoule or no-kilojoule Don’t know Refuse to answer</p>
<p>BFQ V2 – ANY DIET SMOOTHIES</p> <p>NEW 2025</p> <p>BFQ2_14_ANYDIET</p>	<p><i>UNIVERSE: Selected “Yes” for ‘Smoothies, protein shakes or drinkable yogurt’ in last 7 days.</i></p> <p>You told us you had SMOOTHIES, PROTEIN SHAKES, OR DRINKABLE YOGURT in the last 7 days.</p> <p>Were any of the smoothies, protein shakes, or drinkable yogurt <u>unsweetened, diet or low-kilojoule</u>? (like low-sugar protein shakes or low-sugar drinkable yogurt)</p> <p>No Some were unsweetened, diet or low-kilojoule All were unsweetened, diet or low-kilojoule Don’t know Refuse to answer</p>

<p>BFQ V2 – ANY DIET MIXED DRINKS</p> <p>NEW 2025</p> <p>BFQ2_18_ANYDIET</p>	<p><i>UNIVERSE: Selected “Yes” for ‘Mixed drinks/coolers/seltzers/cocktails’ in last 7 days.</i></p> <p>You told us you had PREMIXED DRINKS, SPIRITS WITH MIXERS, HARD SELTZERS, OR COCKTAILS in the last 7 days.</p> <p>Were any of the premixed drinks, spirits with mixers, hard seltzers or cocktails <u>diet or low-kilojoule</u>? (like vodka & soda, rum & diet coke, White Claw, or sugar-free cocktails or seltzers)</p> <p>No Some were diet or low-kilojoule All were diet or low-kilojoule Don’t know Refuse to answer</p>																
<p>BFQ V2 – CONTAINER SIZE</p> <p>NEW 2025</p> <p>BFQ2_[1-20]_SIZE_AU BFQ2_#_SIZE_AU_DKR</p> <p>BFQ2_4DIET_SIZE_AU BFQ2_4REG_SIZE_AU</p> <p>BFQ2_8DIET_SIZE_AU BFQ2_8REG_SIZE_AU</p> <p>BFQ2_9DIET_SIZE_AU BFQ2_9REG_SIZE_AU</p> <p>BFQ2_14DIET_SIZE_AU BFQ2_14REG_SIZE_AU</p> <p>BFQ2_18DIET_SIZE_AU BFQ2_18REG_SIZE_AU</p>	<p><i>UNIVERSE: Selected “Yes” for the corresponding beverage categories, as indicated below.</i></p> <p>[PROGRAMMER NOTE: Ask this container size question for each beverage category previously selected, using category specific text/images shown below. Ask about each relevant category on a separate screen. Images will be clickable. Respondents may select <u>one</u> container image, or DK/R.]</p> <p>We want to know how much [BEVERAGE CATEGORY] you had in the last 7 days. (like [examples of beverage category, where relevant])</p> <p>What size container would you like to use to report this?</p> <p>[Display array of container images corresponding to the beverage category, as illustrated below.]</p> <p>Don’t know Refuse to answer</p> <p>[PROGRAMMER NOTE: Ask above question for relevant categories using the below text/image]</p> <p><i>UNIVERSE: Selected “Yes” for ‘Regular soft drink’ in last 7 days.</i></p> <p>REGULAR SOFT DRINK (like Coke, Pepsi, Fanta, Sprite, ginger beer)</p> <table border="1" data-bbox="359 1182 1329 1333"> <tr> <td></td> <td></td> <td></td> <td></td> <td></td> <td></td> <td></td> <td></td> </tr> <tr> <td>1 cup (250 mL)</td> <td>Small can (250 mL)</td> <td>Can (375 mL)</td> <td>Fountain cup (473 mL)</td> <td>Fountain cup (591 mL)</td> <td>Bottle (600 mL)</td> <td>Fountain cup (710 mL)</td> <td>Large bottle (1.25 L)</td> </tr> </table>									1 cup (250 mL)	Small can (250 mL)	Can (375 mL)	Fountain cup (473 mL)	Fountain cup (591 mL)	Bottle (600 mL)	Fountain cup (710 mL)	Large bottle (1.25 L)
																	
1 cup (250 mL)	Small can (250 mL)	Can (375 mL)	Fountain cup (473 mL)	Fountain cup (591 mL)	Bottle (600 mL)	Fountain cup (710 mL)	Large bottle (1.25 L)										

UNIVERSE: Selected "Yes" for 'Diet soft drinks' in last 7 days.

DIET SOFT DRINK

(like Pepsi Max, Diet Coke)



UNIVERSE: Selected "Yes" for '100% fruit or vegetable juice' in last 7 days.

100% FRUIT OR VEGETABLE JUICE

(like orange juice, apple juice)



UNIVERSE: Selected "Some..." or "All..." for 'Diet/low cal fruit drinks' in last 7 days.

DIET, LOW-KILOJOULE OR NO-KILOJOULE FRUIT DRINK

(like diet cordial, unsweetened iced tea)



UNIVERSE: Selected "None" or "Some..." for 'Diet/low cal fruit drinks' in last 7 days.

SWEETENED FRUIT DRINK

(like cordial, tropical punch, iced tea, flavoured/vitamin waters)



UNIVERSE: Selected "Yes" for 'Tap water' in last 7 days.

TAP WATER

(including from a filter or water cooler)



UNIVERSE: Selected "Yes" for 'Plain bottled water' in last 7 days.

PLAIN BOTTLED WATER



UNIVERSE: Selected "Yes" for 'Carbonated or sparkling water' in last 7 days.

CARBONATED OR SPARKLING WATER (LOW OR NO-KILOJOULE)


(like Mount Franklin)



UNIVERSE: Selected "Some..." or "All..." for 'Diet/low cal sports drinks' in last 7 days.

DIET, LOW-KILOJOULE OR NO-KILOJOULE SPORTS DRINK

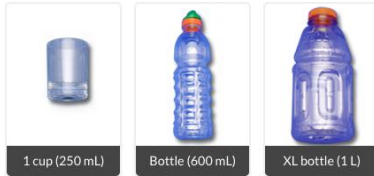
(like G2, Powerade Zero)



UNIVERSE: Selected "None" or "Some..." for 'Diet/low cal sports drinks' in last 7 days.

REGULAR SPORTS DRINK

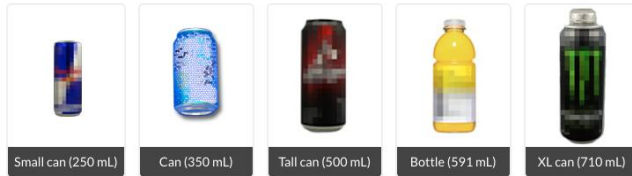
(like Gatorade, Powerade)



UNIVERSE: Selected "Some..." or "All..." for 'Diet/low cal energy drinks' in last 7 days.

DIET, LOW-KILOJOULE OR NO-KILOJOULE ENERGY DRINK

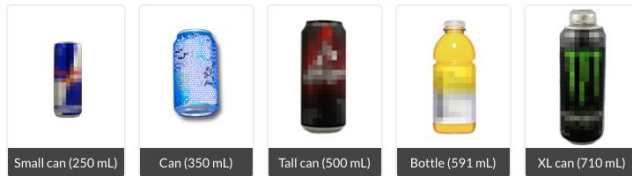
(like Red Bull Sugarfree, Celsius)



UNIVERSE: Selected "None" or "Some..." for 'Diet/low cal energy drinks' in last 7 days.

REGULAR ENERGY DRINK

(like Red Bull, V, Monster)

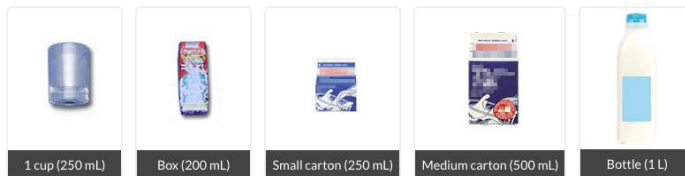


UNIVERSE: Selected "Yes" for 'Dairy milk or alternatives' in last 7 days.

MILK OR ALTERNATIVES

(like unsweetened soy or almond milk)


*Don't include milk in cereal, coffee or tea.



UNIVERSE: Selected "Yes" for 'Flavoured milk' in last 7 days.

FLAVOURED MILK OR ALTERNATIVES

(like chocolate milk or sweetened soy or almond milk)



UNIVERSE: Selected "Yes" for 'Coffee or tea' in last 7 days.

COFFEE OR TEA



UNIVERSE: Selected "Yes" for 'Sweetened specialty coffee or tea' in last 7 days.

SWEETENED SPECIALTY COFFEE OR TEA

(like mochas, frappuccinos, chai lattes, iced coffees, bubble tea)



UNIVERSE: Selected "Some..." or "All..." for 'Unsweetened/diet smoothies/protein shakes/yogurt' in last 7 days.

UNSWEETENED, DIET OR LOW-KILOJOULE SMOOTHIES, PROTEIN SHAKES, OR DRINKABLE YOGURT

(like low-sugar protein shakes or low-sugar drinkable yogurt)



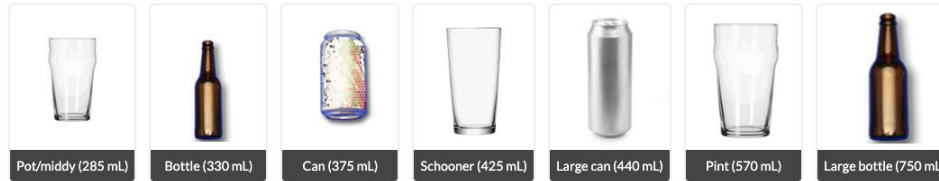
UNIVERSE: Selected "None" or "Some..." for 'Unsweetened/diet smoothies/protein shakes/yogurt' in last 7 days.

SWEETENED SMOOTHIES, PROTEIN SHAKES, OR DRINKABLE YOGURT



UNIVERSE: Selected "Yes" for 'Beer' in last 7 days.

BEER



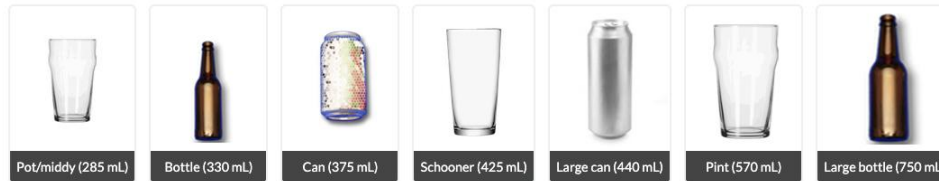
UNIVERSE: Selected "Yes" for 'Wine' in last 7 days.

WINE



UNIVERSE: Selected "Yes" for 'Cider' in last 7 days.

CIDER (ALCOHOLIC)



UNIVERSE: Selected "Some..." or "All..." for 'Diet/low cal premixes' in last 7 days.

DIET OR LOW-KILOJOULE PREMIXED DRINKS, SPIRITS WITH MIXERS, HARD SELTZERS, OR COCKTAILS

(like vodka & soda, rum & diet coke, White Claw, other sugar-free cocktails or seltzers)



UNIVERSE: Selected "None" or "Some..." for 'Diet/low cal premixes' in last 7 days.

SUGARY PREMIXED DRINKS, SPIRITS WITH MIXERS, HARD SELTZERS, OR COCKTAILS

(like whiskey & cola, Vodka Cruiser, gin & tonic, margaritas)



UNIVERSE: Selected "Yes" for 'Hard alcohol with no mix' in last 7 days.

SPIRITS WITH NO MIXER



UNIVERSE: Selected "Yes" for 'Non-alcoholic beer/wine/spirits/mocktails' in last 7 days.

NON-ALCOHOLIC BEER, WINE, SPIRITS OR MOCKTAILS



BFQ V2 – NUMBER OF DRINKS

NEW 2025

BFQ2_[1-20]_N_AU#
BFQ2_[1-20]_N_AU#_N

UNIVERSE: Respondents who selected a container size in the corresponding 'BFQ – CONTAINER SIZE' question). Skip for categories where the respondent selected DK/R for the size.
[PROGRAMMER NOTE: Ask respondents to specify the number of drinks for each relevant beverage category (if a container size was selected) using the following question.]

In total, about HOW MANY of these did you drink in the last 7 days?

[Name and examples of beverage category]

If you also had [beverage category] from other container sizes, please estimate how many of this container size that would equal.

[Display the container image selected in corresponding 'BFQ V2 – CONTAINER SIZE' question]

Number of [glasses/cans/cups/bottles]: _____ [numeric; allow decimals]

Don't know

Refuse to answer

[PROGRAMMER NOTE: Ask above question for each relevant category, using below descriptor]

Regular soft drinks like Coke, Pepsi, Fanta, Sprite or ginger beer

Diet soft drinks like Pepsi Max or Diet Coke

100% fruit or vegetable juice like orange juice or apple juice

Diet, low-kilojoule or no-kilojoule fruit drinks like diet cordial or unsweetened iced tea

Sweetened fruit drinks like cordial, tropical punch, iced tea or flavoured/vitamin waters

Tap water including from a filter or water cooler

Plain bottled water

Carbonated or sparkling water (low or no-kilojoule) like Mount Franklin

Diet, low-kilojoule or no-kilojoule sports drinks like G2 or Powerade Zero

Regular sports drinks like Gatorade or Powerade

Diet, low-kilojoule or no-kilojoule energy drinks like Red Bull Sugarfree or Celsius

Regular energy drinks like Red Bull, V or Monster

Milk or alternatives like unsweetened soy or almond milk

**Don't include milk in cereal, coffee or tea.*

Flavoured milk or alternatives like chocolate milk or sweetened soy or almond milk

Coffee or tea

Sweetened specialty coffees or teas like mochas, frappuccinos, chai lattes, iced coffees, or bubble tea

Unsweetened, diet or low-kilojoule smoothies, protein shakes, or drinkable yogurt like low-sugar protein shakes or low-sugar drinkable yogurt

Sweetened smoothies, protein shakes, or drinkable yogurt

Beer

Wine

Cider (alcoholic)

Diet or low-kilojoule premixed drinks, spirits with mixers, hard seltzers, or cocktails like vodka & soda, rum & diet coke, White Claw, or other sugar-free cocktails or seltzers

Sugary premixed drinks, spirits with mixers, hard seltzers, or cocktails like whiskey & cola, Vodka Cruiser, gin & tonic or margaritas

Spirits with no mixer

Non-alcoholic beer, wine or spirits or mocktails

FOOD PREPARATION AND FOOD SKILLS

DOMAIN SOURCE	QUESTION
FOOD SHOPPING ROLE ADAPTED FROM USDA: AMERICAN TIME USE SURVEY - EATING & HEALTH MODULE 2014-2016 REVISED 2019 <i>SHOP</i>	How much of the food shopping do you do in your household? Most Share equally with other(s) Some, but less than other(s) None Don't know Refuse to answer
FREQUENCY OF PREPARING MAIN MEALS UK NATIONAL DIET AND NUTRITION SURVEY (NDNS) <i>PREP_FREQ</i>	How often do you prepare a main meal for yourself or others? Never Only for special occasions Less than once a week One or two days a week Some days (3–4 a week) Most days (5–6 a week) Every day Don't know Refuse to answer
COOKING SKILLS – GENERAL <i>SKILL_OVERALL</i>	Overall, how would you rate your cooking skills? Poor Fair Good Very good Excellent Don't know Refuse to answer

FOOD SECURITY

DOMAIN SOURCE	QUESTION
FOOD SECURITY – INTRO USDA HFSM	These next questions are about the food eaten in your household in the last 12 months, since [current month] of last year, and whether you were able to afford the food you need.
FOOD SECURITY – HH1 USDA HFSM HH1	Which of these statements best describes the food eaten in your household in the last 12 months: You and other household members always had enough of the kinds of foods you wanted to eat. You and other household members had enough to eat, but not always the <u>kinds</u> of food you wanted. Sometimes you and other household members did <u>not</u> have <u>enough</u> to eat. <u>Often</u> you and other household members didn't have enough to eat. Don't know Refuse to answer
FOOD SECURITY – HH INTRO	Now you will see several statements that may be used to describe the food situation for a household. Please indicate if the statement was often true, sometimes true, or never true for you and other household members IN THE LAST 12 MONTHS – that is since last [name of current month].
FOOD SECURITY – HH2 USDA HFSM HH2	You and other household members worried that food would run out before you got money to buy more. Often true Sometimes true Never true Don't know Refuse to answer
FOOD SECURITY – HH3 USDA HFSM HH3	The food that you and other household members bought just didn't last, and there wasn't any money to get more. Often true Sometimes true Never true Don't know Refuse to answer
FOOD SECURITY – HH4 USDA HFSM HH4	You and other household members couldn't afford to eat balanced meals. Often true Sometimes true Never true Don't know Refuse to answer
FIRST LEVEL SCREENING	If affirmative response to one or more of HH1-HH4 (i.e., HH1=3 or 4, or HH2-HH4=1 ("often true") or 2 ("sometimes true"), then continue to AD1; otherwise, if children under age 18 are present in the household (child_home>0), skip to CH1; otherwise skip to End of Food Security Module.
FOOD SECURITY – AD1 USDA HFSM AD1	<i>UNIVERSE: Respondents who passed first level screening</i> In the last 12 months, since last (name of current month), did you or other adults in your household ever cut the size of your meals or skip meals because there wasn't enough money for food? Yes No Don't know Refuse to answer

FOOD SECURITY – AD1a USDA HFSM AD1A	<i>UNIVERSE: AD1=1 (yes)</i> How often did this happen? Almost every month Some months but not every month Only 1 or 2 months Don't know Refuse to answer
FOOD SECURITY – AD2 USDA HFSM AD2	<i>UNIVERSE: Respondents who passed first level screening</i> In the last 12 months, did you ever eat less than you felt you should because there wasn't enough money for food? Yes No Don't know Refuse to answer
FOOD SECURITY – AD3 USDA HFSM AD3	<i>UNIVERSE: Respondents who passed first level screening</i> In the last 12 months, were you ever hungry but didn't eat because there wasn't enough money for food? Yes No Don't know Refuse to answer
FOOD SECURITY – AD4 USDA HFSM AD4	<i>UNIVERSE: Respondents who passed first level screening</i> In the last 12 months, did you lose weight because there wasn't enough money for food? Yes No Don't know Refuse to answer
SECOND LEVEL SCREENING	If affirmative response to one or more of AD1-AD4, then continue to AD5; otherwise, if children under age 18 are present in the household (child_home >0), skip to CH1, otherwise skip to End of Food Security Module.
FOOD SECURITY – AD5 USDA HFSM AD5	<i>UNIVERSE: Respondents who passed second level screening</i> In the last 12 months, did you or other adults in your household ever not eat for a whole day because there wasn't enough money for food? Yes No Don't know Refuse to answer
FOOD SECURITY – AD5a USDA HFSM AD5A	<i>UNIVERSE: AD5=1 (yes)</i> How often did this happen? Almost every month Some months but not every month Only 1 or 2 months Don't know Refuse to answer
CHILD LEVEL 1 SCREENING	Households with no child under age 18 (child_home=0, DK/R), skip to End of Food Security Module.

FOOD SECURITY CHILD INTRO	<i>UNIVERSE: At least 1 child <18 years in household (child_home>0)</i> Now you will see several statements that people have made about the food situation of their children.
FOOD SECURITY – CH1 USDA HFSM <i>CH1</i>	<i>UNIVERSE: At least 1 child <18 years in household (child_home>0)</i> You or other adults in your household relied on only a few kinds of low-cost food to feed the children because you were running out of money to buy food. Often true Sometimes true Never true Don't know Refuse to answer
FOOD SECURITY – CH2 USDA HFSM <i>CH2</i>	<i>UNIVERSE: At least 1 child <18 years in household (child_home>0)</i> You or other adults in your household couldn't feed the children a balanced meal, because you couldn't afford that. Often true Sometimes true Never true Don't know Refuse to answer
FOOD SECURITY – CH3 USDA HFSM <i>CH3</i>	<i>UNIVERSE: At least 1 child <18 years in household (child_home>0)</i> The children were not eating enough because you or other adults in your household just couldn't afford enough food. Often true Sometimes true Never true Don't know Refuse to answer
CHILD LEVEL 2 SCREENING	If affirmative response to one or more of CH1-CH3 (i.e., CH1-CH3= 1 ("often true") or 2 ("sometimes true")), then continue to CH4; otherwise skip to End of Food Security Module.
FOOD SECURITY – CH4 USDA HFSM <i>CH4</i>	<i>UNIVERSE: Respondents who passed child level 2 screening</i> In the last 12 months, since last [current month] did you ever cut the size of any of the children's meals because there wasn't enough money for food? Yes No Don't know Refuse to answer
FOOD SECURITY – CH5 USDA HFSM <i>CH5</i>	<i>UNIVERSE: Respondents who passed child level 2 screening</i> In the last 12 months, did any of the children ever skip meals because there wasn't enough money for food? Yes No Don't know Refuse to answer

FOOD SECURITY – CH5a USDA HFSM CH5A	<i>UNIVERSE: CH5=1 (yes)</i> How often did this happen? Almost every month Some months but not every month Only 1 or 2 months Don't know Refuse to answer
FOOD SECURITY – CH6 USDA HFSM CH6	<i>UNIVERSE: Respondents who passed child level 2 screening</i> In the last 12 months, were the children ever hungry but you just couldn't afford more food? Yes No Don't know Refuse to answer
FOOD SECURITY – CH7 USDA HFSM CH7	<i>UNIVERSE: Respondents who passed child level 2 screening</i> In the last 12 months, did any of the children ever not eat for a whole day because there wasn't enough money for food? Yes No Don't know Refuse to answer
DRINKING WATER SOURCE NEW 2021 REVISED 2022 COUNTRY SPECIFIC WORDING WAT_SOURCE WAT_SOURCE_OTEXT	The next questions are about drinking water. What is the MAIN type of water you drink in your home? Tap water (filtered or unfiltered) Boiled tap water (filtered or unfiltered) Bottled water (any size) Other (specify): _____ Don't know Refuse to answer
WATER SAFETY – DRINK NEW 2022 WAT_SAFETY	How safe is it to drink the <u>tap water</u> from your home? (Do not include filtered, boiled, or bottled water.) Not at all safe A little safe Somewhat safe Very safe Don't know Refuse to answer

DIETARY PATTERNS AND EFFORTS

DOMAIN SOURCE	QUESTION
BODY IMAGE AND WEIGHT INTRO	The following questions are about eating behaviours, body image and weight. If this raises issues for you, please call The Butterfly Foundation on 1800 334 673 or Lifeline on 13 11 14.
EATING RESTRICTIONS ADAPTED (HEAVILY) FROM TNT 2015 REVISED 2022 REVISED 2023 (universe) RESTRICT2_[TYPE] RESTRICT2_NONE RESTRICT2_DK RESTRICT2_R RESTRICT2_RELTEXT	Would you describe yourself as: (Select all that apply) Vegetarian (don't eat meat or fish) Vegan (don't eat animal products: no meat/fish, no dairy, no eggs) Pescatarian (eat fish, but no other meat) Following a religious practice for eating → Please specify: <i>[open-ended]</i> None of the above Don't know Refuse to answer

DIET MODIFICATION EFFORTS – V3

NEW 2024
REVISED 2025 (AUS)

COUNTRY SPECIFIC
WORDING

EFFORT3_[TYPE]

Do you make an effort to consume more or less of the following?

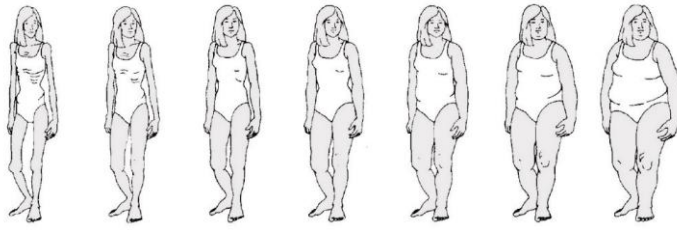
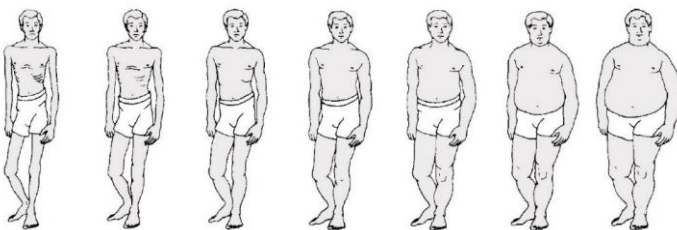
If you don't have any, select 'Consume LESS / NONE'.

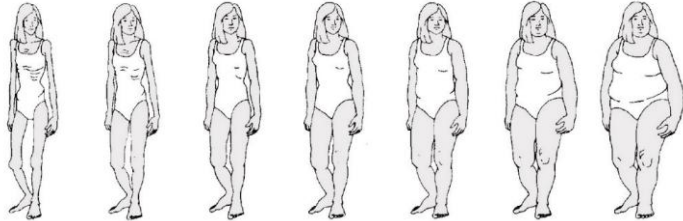
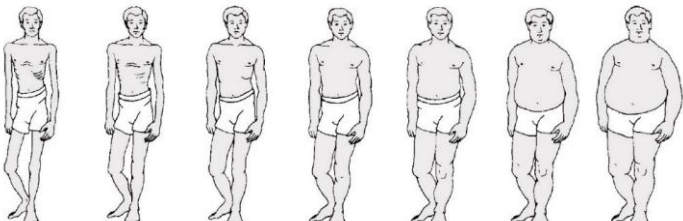
	Consume LESS / NONE	Consume MORE	No effort made	Don't Know	Refuse to answer
Kilojoules					
Fat					
Saturated fat					
Protein					
Fibre					
Sugar / added sugar					
Salt / sodium					
Fruit and vegetables					
Whole grains					
Dairy products					
All meats					
Red or processed meat (e.g., beef, lamb, deli meat) only					
Sugary drinks					
100% fruit juice					
'Artificial' low-kilojoule sweeteners like aspartame					
'Natural' low-kilojoule sweeteners like stevia					
Ultra-processed foods					

[PROGRAMMER: Split on two screens, with first 9 items on screen 1, next 8 items on screen 2]

<p>PLANT BASED PROTEIN – SPECIAL EFFORT</p> <p>NEW 2022 REVISED 2023 (universe)</p> <p>PLANT2</p> <p>NEW 2025</p> <p>PLANT3_MEAT PLANT3_NUT PLANT3_NONE PLANT3_DK PLANT3_R</p>	<p>[PROGRAMMER NOTE: Randomize 50% of respondents to complete existing 'plant2' measure and the other 50% to complete the revised 'plant3' measure]</p> <p>Do you make a <u>special effort</u> to eat <u>plant-based protein foods</u>, like beans, lentils, nuts, seeds, or soy products like tofu?</p> <p>Yes No I'm not sure what plant-based protein foods are [valid option] Don't know Refuse to answer</p> <p>Do you make an effort to eat the following plant-based protein foods? <i>Select all that apply.</i></p> <p>Packaged plant-based meats or veggie burgers. Nuts, seeds, beans and lentils, soy products like tofu, or peanut butter and other nut-butters. Do not include green beans. None of the above Don't know Refuse to answer</p>
---	--

WEIGHT LOSS EFFORTS, BODY PERCEPTIONS, AND WEIGHT STIGMA

DOMAIN SOURCE	QUESTION
<p>PERCEIVED BODY SIZE</p> <p>K. MAXIMOVA ET AL. THE ROLE OF UNDERESTIMATING BODY SIZE FOR SELF-ESTEEM AND SELF-EFFICACY AMONG GRADE FIVE CHILDREN IN CANADA. ANNALS OF EPIDEMIOLOGY 2015; 25:753-759.</p> <p>IMAGES FROM (COLLINS, 1991) REVISED 2020</p> <p>WT_BODY_F WT_BODY_F_DK WT_BODY_F_R</p> <p>WT_BODY_M WT_BODY_M_DK WT_BODY_M_R</p>	<p>Which body is most like your own body? <i>UNIVERSE: gender= 2 (woman) or 4 (trans female/trans woman)</i></p>  <p><i>UNIVERSE: gender= 1 (man) or 3 (trans male/trans man)</i></p>  <p>Don't know Refuse to answer</p>

<p>BODY SIZE IDEAL ADAPTED FROM GUTS</p> <p>NEW 2022</p> <p>WT_IDEAL_F WT_IDEAL_F_DK WT_IDEAL_F_R</p> <p>WT_IDEAL_M WT_IDEAL_M_DK WT_IDEAL_M_R</p>	<p>Which picture looks most like how you <u>WANT</u> YOUR BODY TO LOOK? <i>UNIVERSE: gender= 2 (woman) or 4 (trans female/trans woman)</i></p>  <p><i>UNIVERSE: gender= 1 (man) or 3 (trans male/trans man)</i></p>  <p>Don't know Refuse to answer</p>
<p>PERCEIVED WEIGHT CCHS</p> <p>WT_PERCEIVE</p>	<p>Do you consider yourself to be...</p> <p>Obese Overweight Underweight Just about right Don't know Refuse to answer</p>
<p>WEIGHT BEHAVIOUR Adapted from: NHANES, 2009-2010</p> <p>WT_TRY_LOSS WT_TRY_GAIN WT_TRY_SAME WT_TRY_NOT WT_TRY_DK WT_TRY_R</p>	<p>During the <u>past 12 months</u> have you tried to... (Select all that apply)</p> <p>Lose weight Gain weight Stay the same weight I have not tried to do anything about my weight Don't know Refuse to answer</p>

<p>DOCTOR ADVICE</p> <p>NEW 2024</p> <p>DOC_ADV</p>	<p>In the past 12 months, has a doctor or nurse advised you to do any of the following?</p> <p>[PROGRAMMER NOTE: Show table with yes/no/DK/R for each item]</p> <p>Lose weight Exercise more Reduce sodium or salt intake Reduce cholesterol in your diet Eat a healthy, balanced diet Take weight loss medication</p>
<p>WEIGHT LOSS OR DIABETES MEDICATIONS – EVER USE</p> <p>NEW 2024</p> <p>RX_WTDB</p>	<p>Have you EVER taken any prescription medications for weight loss and/or diabetes?</p> <p>Yes No Don't know Refuse to answer</p>
<p>WEIGHT LOSS MEDICATIONS – EVER USE</p> <p>NEW 2024 REVISED 2025</p> <p>RX_EVER_SMINJ RX_EVER_SMTAB RX_EVER_TIRZ RX_EVER_LIRA RX_EVER_NALT RX_EVER_DULA RX_EVER_PHEN RX_EVER_ORL RX_EVER_EXEN RX_EVER_SET RX_EVER_OTH RX_EVER_OTEXT RX_EVER_NONE RX_EVER_DK RX_EVER_R</p>	<p><i>UNIVERSE: rx_wtdb=yes (ever taken a medication for weight loss or diabetes)</i></p> <p>Have you EVER taken any of the following prescription medications? (Select all that apply)</p> <p>Semaglutide injections (e.g., Ozempic, Wegovy) Semaglutide tablets (e.g., Rybelsus) Tirzepatide (e.g., Mounjaro, Zepbound) Liraglutide (e.g., Saxenda, Victoza) Naltrexone-bupropion (e.g., Contrave, Mysimba) Dulaglutide (e.g., Trulicity) Phentermine and/or topiramate (e.g., Qsymia, Duromine) Orlistat (e.g., Xenical, Alli, Orlos) Exenatide (e.g., BYDUREON BCise) Setmelanotide (e.g., Imcivree) Other prescription weight loss medication (please specify): _____ None of the above Don't know Refuse to answer</p>

<p>WEIGHT LOSS MEDICATIONS – CURRENT</p> <p>NEW 2024 REVISED 2025</p> <p>RX_CURR_SMINJ RX_CURR_SMTAB RX_CURR_TIRZ RX_CURR_LIRA RX_CURR_NALT RX_CURR_DULA RX_CURR_PHEN RX_CURR_ORL RX_CURR_EXEN RX_CURR_SET RX_CURR_OTH RX_CURR_OTEXT RX_CURR_NONE RX_CURR_DK RX_CURR_R</p>	<p><i>UNIVERSE: rx_ever=ever taken any of 10 pre-specified medications or 'other'</i></p> <p>Are you CURRENTLY taking any of the following prescription medications? (Select all that apply)</p> <p>[PROGRAMMER NOTE: only list medications previously selected in 'rx_ever'; as well as 'other prescription weight loss medication', none of the above, don't know and refused].</p> <p>Semaglutide injections (e.g., Ozempic, Wegovy) Semaglutide tablets (e.g., Rybelsus) Tirzepatide (e.g., Mounjaro, Zepbound) Liraglutide (e.g., Saxenda, Victoza) Naltrexone-bupropion (e.g., Contrave, Mysimba) Dulaglutide (e.g., Trulicity) Phentermine and/or topiramate (e.g., Qsymia, Duromine) Orlistat (e.g., Xenical, Alli, Orlos) Exenatide (e.g., BYDUREON BCise) Setmelanotide (e.g., Imcivree) Other prescription weight loss medication (please specify): _____ None of the above Don't know Refuse to answer</p>
<p>WEIGHT LOSS MEDICATIONS – LAST 12 MONTHS</p> <p>NEW 2024 REVISED 2025</p> <p>RX_12M_SMINJ RX_12M_SMTAB RX_12M_TIRZ RX_12M_LIRA RX_12M_NALT RX_12M_DULA RX_12M_PHEN RX_12M_ORL RX_12M_EXEN RX_12M_SET RX_12M_OTH RX_12M_OTEXT RX_12M_NONE RX_12M_DK RX_12M_R</p>	<p><i>UNIVERSE: rx_curr=none (ever took any of the 10 pre-specified medications or 'other', but not currently)</i></p> <p>[PROGRAMMER NOTE: Hide back button]</p> <p>In the PAST 12 MONTHS, did you take any of the following prescription medications? (Select all that apply)</p> <p>[PROGRAMMER NOTE: only list medications previously selected in 'rx_ever'; as well as 'other prescription weight loss medication', none of the above, don't know and refused].</p> <p>Semaglutide injections (e.g., Ozempic, Wegovy) Semaglutide tablets (e.g., Rybelsus) Tirzepatide (e.g., Mounjaro, Zepbound) Liraglutide (e.g., Saxenda, Victoza) Naltrexone-bupropion (e.g., Contrave, Mysimba) Dulaglutide (e.g., Trulicity) Phentermine and/or topiramate (e.g., Qsymia, Duromine) Orlistat (e.g., Xenical, Alli, Orlos) Exenatide (e.g., BYDUREON BCise) Setmelanotide (e.g., Imcivree) Other prescription weight loss medication (please specify): _____ None of the above Don't know Refuse to answer</p>

<p>WEIGHT LOSS MEDICATIONS – SEMAGLUTIDE BRAND</p> <p>NEW 2024</p> <p>RX_SM_BRD_OZ RX_SM_BRD_WE RX_SM_BRD_OTH RX_SM_BRD_OTEXT RX_SM_BRD_DK RX_SM_BRD_R</p>	<p><i>UNIVERSE: rx_curr=semaglutide injection</i></p> <p>What is the name of the Semaglutide injection you are taking?</p> <p><i>UNIVERSE: rx_12m=semaglutide injection</i></p> <p>What was the name of the Semaglutide injection you took? (Select all that apply) [PROGRAMMER NOTE: Allow respondents to select all including “I don’t know the name” in combination with other brands (but refused=exclusive)]</p> <p>Ozempic Wegovy Other name(s) (please specify): _____ I don’t know the name [valid answer] Refuse to answer</p>
<p>WEIGHT LOSS MEDICATIONS – TIRZEPATIDE BRAND</p> <p>NEW 2024</p> <p>RX_TR_BRD_MON RX_TR_BRD_ZEP RX_TR_BRD_OTH RX_TR_BRD_OTEXT RX_TR_BRD_DK RX_TR_BRD_R</p>	<p><i>UNIVERSE: rx_curr=tirzepatide injection</i></p> <p>What is the name of the Tirzepatide injection you are taking?</p> <p><i>UNIVERSE: rx_12m= tirzepatide injection</i></p> <p>What was the name of the Tirzepatide injection you took? (Select all that apply) [PROGRAMMER NOTE: Allow respondents to select all including “I don’t know the name” in combination with other brands (but refused=exclusive)]</p> <p>Mounjaro Zepbound Other name(s) (please specify): _____ I don’t know the name [valid answer] Refuse to answer</p>
<p>WEIGHT LOSS MEDICATION OF INTEREST</p> <p>NEW 2024</p> <p>RX_INT</p>	<p><i>UNIVERSE: rx_curr= currently taking two or more of the 10 pre-specified medications</i></p> <p>Randomly select the name of 1 medication type from the types selected by the respondent as being ‘currently’ taken (to insert name in subsequent questions). Exclude any open-text ‘other’ response options from the randomization choices (i.e., if the respondent selected 1 (or more) of the 10 pre-specified medication types, AND entered an ‘other’ type, only include the types of medications that were pre-specified in the list in the randomization choices).</p> <p><i>UNIVERSE: rx_12m=took two or more of the 10 pre-specified medications in past 12 months but not currently</i></p> <p>Randomly select the name of 1 medication type from the types selected by the respondent as taken in the past 12 months (to insert name in subsequent questions). Exclude any open-text ‘other’ response options from the randomization choices (i.e., if the respondent selected 1 (or more) of the 10 pre-specified medication types, AND entered an ‘other’ type, only include the types of medications that were pre-specified in the list in the randomization choices).</p>

<p>WEIGHT LOSS MEDICATIONS – REASON</p> <p>NEW 2024</p> <p>RX_RSN RX_RSN_OTEXT</p>	<p><i>UNIVERSE: Using any of 10 pre-specified medications currently or in past 12 months (skip if only selected 'other')</i> [PROGRAMMER NOTE: Hide back button. Insert name of randomly selected 'medication of interest' into sentence below. If the respondent only selected 1 medication (among the 10 pre-specified types), then insert that medication name].</p> <p>We are going to ask you a few more questions about your use of [name of selected/only medication].</p> <p>Was the medication prescribed for diabetes, weight loss, or both? Diabetes only Weight loss only Diabetes and weight loss Other (please specify): _____ Don't know Refuse to answer</p>
<p>WEIGHT LOSS MEDICATIONS – EXPERIENCE 1</p> <p>NEW 2024</p> <p>RX_EXPC_HLTH RX_EXPC_UHLTH RX_EXPC_ENJ RX_EXPC_PA RX_EXPC_THNK</p>	<p><i>UNIVERSE: rx_curr=currenty taking a pre-specified medication (skip if only selected 'other')</i> [PROGRAMMER NOTE: Insert name of randomly selected 'medication of interest' into sentence below. If the respondent only selected 1 medication (among the 10 pre-specified types), then insert that medication name].</p> <p>We'd like to ask you about your experience taking [name of selected/only medication].</p> <p>Since I've taken the medication... I eat healthy foods less often I eat healthy foods more often No change Don't know Refuse to answer</p> <p>Since I've taken the medication... I eat unhealthy foods less often I eat unhealthy foods more often No change Don't know Refuse to answer</p> <p>Since I've taken the medication... I get more enjoyment from food I get less enjoyment from food No change Don't know Refuse to answer</p>

	<p>Since I've taken the medication... I get more physical activity I get less physical activity No change Don't know Refuse to answer</p> <p>Since I've taken the medication... I spend more time thinking about food I spend less time thinking about food No change Don't know Refuse to answer</p>
<p>WEIGHT LOSS MEDICATIONS – EXPERIENCE 2</p> <p>NEW 2024</p> <p><i>RX_EXPC_EMB</i> <i>RX_EXPC_JUD</i> <i>RX_EXPC_EFF</i> <i>RX_EXPC_COST</i> <i>RX_EXPC_QUAL</i></p>	<p><i>UNIVERSE: rx_curr=currenty taking a pre-specified medication (skip if only selected 'other')</i></p> <p>Since I've taken the medication... I feel embarrassed to tell people I am taking the medication I feel proud to tell people I am taking the medication Both Neither Don't know Refuse to answer</p> <p>Since I've taken the medication... I feel like people judge me negatively for taking the medication I feel like people judge me positively for taking the medication Both Neither Don't know Refuse to answer</p> <p>Since I've taken the medication... I worry about the long-term side effects of the medication I do not worry about the long-term side effects of the medication Don't know Refuse to answer</p> <p>Since I've taken the medication... I worry about the costs / paying for the medication I do not worry about the costs / paying for the medication Don't know Refuse to answer</p>

	<p>Since I've taken the medication... My overall quality of life is better My overall quality of life is worse No change Don't know Refuse to answer</p>
<p>WEIGHT LOSS MEDICATIONS – PAST EXPERIENCE 1</p> <p>NEW 2024</p> <p><i>RX_EXP12_HLTH</i> <i>RX_EXP12_UN</i> <i>RX_EXP12_ENJ</i> <i>RX_EXP12_PA</i> <i>RX_EXP12_THNK</i></p>	<p><i>UNIVERSE: rx_12m= took a pre-specified medication in past 12 months, but not currently</i> [PROGRAMMER NOTE: Insert name of randomly selected 'medication of interest' into sentence below. If the respondent only selected 1 medication (among the 10 pre-specified types), then insert that medication name].</p> <p>We'd like to ask you about your experience taking [name of selected/only medication].</p> <p>When I took the medication... I ate healthy foods less often I ate healthy foods more often No change Don't know Refuse to answer</p> <p>When I took the medication... I ate unhealthy foods less often I ate unhealthy foods more often No change Don't know Refuse to answer</p> <p>When I took the medication... I got more enjoyment from food I got less enjoyment from food No change Don't know Refuse to answer</p> <p>When I took the medication... I got more physical activity I got less physical activity No change Don't know Refuse to answer</p>

	<p>When I took the medication... I spent more time thinking about food I spent less time thinking about food No change Don't know Refuse to answer</p>
<p>WEIGHT LOSS MEDICATIONS – PAST EXPERIENCE 2</p> <p>NEW 2024</p> <p><i>RX_EXP12_EMB</i> <i>RX_EXP12_JUD</i> <i>RX_EXP12_EFF</i> <i>RX_EXP12_COST</i> <i>RX_EXP12_QUAL</i></p>	<p><i>UNIVERSE: rx_12m= took pre-specified medication in past 12 months, but not currently</i></p> <p>When I took the medication... I felt embarrassed to tell people I was taking the medication I felt proud to tell people I was taking the medication Both Neither Don't know Refuse to answer</p> <p>When I took the medication... I felt like people judged me negatively for taking the medication I felt like people judged me positively for taking the medication Both Neither Don't know Refuse to answer</p> <p>When I took the medication... I worried about the long-term side effects of the medication I did not worry about the long-term side effects of the medication Don't know Refuse to answer</p> <p>When I took the medication... I worried about the costs / paying for the medication I did not worry about the costs / paying for the medication Don't know Refuse to answer</p> <p>When I took the medication... My overall quality of life was better My overall quality of life was worse No change Don't know Refuse to answer</p>

<p>WEIGHT LOSS MEDICATIONS – INSURANCE COVERAGE</p> <p>NEW 2025</p> <p>RX_INSC RX_INS12 RX_INSC_LIM RX_INS12_LIM</p>	<p><i>UNIVERSE: rx_curr=currently taking a pre-specified medication (skip if only selected 'other')</i></p> <p>Does insurance cover the cost of the medication?</p> <p>None of the cost is covered by insurance Some of the cost is covered by insurance All of the cost is covered by insurance Don't know [valid answer] Refuse to answer</p> <p><i>UNIVERSE: rx_12m= took a pre-specified medication in past 12 months, but not currently (skip if only selected 'other')</i></p> <p>Did insurance cover the cost of the medication?</p> <p>None of the cost was covered by insurance Some of the cost was covered by insurance All of the cost was covered by insurance Don't know [valid answer] Refuse to answer</p> <p><i>UNIVERSE: rx_curr=currently taking a pre-specified medication (skip if only selected 'other') and some or all of the cost of the medication is covered by insurance</i></p> <p>Is there a limit to how long the insurance will cover the medication?</p> <p><i>UNIVERSE: rx_12m= took a pre-specified medication in past 12 months, but not currently (skip if only selected 'other') and some or all of the cost of the medication was covered by insurance</i></p> <p>Was there a limit to how long the insurance covered the medication?</p> <p>Yes No Don't know [valid answer] Refuse to answer</p>
<p>WEIGHT LOSS MEDICATIONS – COST</p> <p>NEW 2024 COUNTRY SPECIFIC WORDING</p> <p>RX_COST</p>	<p><i>UNIVERSE: rx_curr=currently taking a pre-specified medication (skip if only selected 'other')</i></p> <p>How much do you pay out of pocket for the medication per month?</p> <p><i>UNIVERSE: rx_12m= took a pre-specified medication in past 12 months, but not currently (skip if only selected 'other')</i></p> <p>How much did you pay out of pocket for the medication per month?</p> <p>Dollars: _____ [currency] Don't know [valid answer] Refuse to answer</p>

<p>WEIGHT LOSS MEDICATIONS – DURATION</p> <p>NEW 2024</p> <p>RX_DUR</p>	<p><i>UNIVERSE: rx_curr= currently taking a pre-specified medication</i></p> <p>How long have you been taking the medication?</p> <p><i>UNIVERSE: rx_12m= took pre-specified medication in past 12 months, but not currently</i></p> <p>How long did you take the medication?</p> <p>Less than a month 1-3 months 4-6 months 7-12 months 1-2 years More than two years Don't know Refuse to answer</p>
<p>WEIGHT LOSS MEDICATIONS – WEIGHT CHANGE</p> <p>NEW 2024</p> <p>RX_WTCNG_CURR RX_WTCNG_12M</p>	<p><i>UNIVERSE: rx_curr= currently taking a pre-specified medication</i></p> <p>Since starting the medication, have you...</p> <p>Lost weight Gained weight No change Don't know Refuse to answer</p> <p><i>UNIVERSE: wt_rx_12m= took pre-specified medication in past 12 months, but not currently</i></p> <p>When you took the medication, did you...</p> <p>Lose weight Gain weight No change Don't know Refuse to answer</p>

<p>WEIGHT LOSS MEDICATIONS – AMOUNT LOST</p> <p>NEW 2024</p> <p>RX_AMT_UNIT RX_AMT_LB RX_AMT_KG RX_AMT_ST RX_AMT_STLB</p>	<p><i>UNIVERSE: rx_curr= currently taking a pre-specified medication AND rx_wtcng_curr=lost weight</i></p> <p>Since starting the medication, how much weight have you lost?</p> <p><i>UNIVERSE: rx_12m= took pre-specified medication in past 12 months, but not currently AND rx_wtcng_12m=lose weight</i></p> <p>When you took the medication, how much weight did you lose?</p> <p>Would you rather answer in:</p> <p>Pounds (lb) Kilograms (kg) Stones and pounds (st/lb) Don't know Refuse to answer</p> <p>[PROGRAMMER NOTE: show based on response to above]</p> <p>Enter the number of pounds lost: _____ lb [numeric]</p> <p><i>UNIVERSE: rx_amt_unit=kilograms</i></p> <p>Enter the number of kilograms lost: _____ kg [numeric]</p> <p><i>UNIVERSE: rx_amt_unit= stones and pounds (st/lb)</i></p> <p>Enter the number of stones lost: _____ st [numeric]</p> <p>AND</p> <p>Enter the number of pounds lost: _____ lb [numeric, 0-13]</p>
<p>WEIGHT LOSS MEDICATIONS – WEIGHT REGAIN</p> <p>NEW 2024</p> <p>RX_REGAIN</p>	<p><i>UNIVERSE: rx_12m=took pre-specified medication in past 12 months, but not currently AND rx_wtcng_12m=lose weight</i></p> <p>Since you stopped the medication, did you regain any of the weight you lost?</p> <p>I didn't regain any of the weight I regained some of the weight I regained most of the weight I regained all of the weight I didn't lose weight while taking the medication Don't know Refuse to answer</p>


<p>WEIGHT LOSS MEDICATIONS – SIDE EFFECTS</p> <p>https://www.ncbi.nlm.nih.gov/pmc/articles/PMC9486455/</p> <p>NEW 2024</p> <p>RX_EFF RX_EFF_[type]</p>	<p><i>UNIVERSE: rx_curr= currently taking a pre-specified medication (skip if only selected 'other')</i></p> <p>Have you experienced any side effect(s) from taking the medication?</p> <p>No</p> <p>Yes – mild side effect(s)</p> <p>Yes – moderate effect(s)</p> <p>Yes - severe side effect(s)</p> <p>Don't know</p> <p>Refuse to answer</p> <p><i>UNIVERSE: rx_eff= yes mild/moderate/severe</i></p> <p>What side effect(s) have you experienced? (Select all that apply)</p> <p>Nausea and/or vomiting</p> <p>Diarrhea</p> <p>Fatigue</p> <p>Constipation</p> <p>Abdominal pain</p> <p>Other side effect(s) (please specify): _____</p> <p>Don't know</p> <p>Refuse to answer</p>
<p>WEIGHT LOSS MEDICATIONS – STOPPING REASON</p> <p>NEW 2024 REVISED 2025</p> <p>RX_STOP</p>	<p><i>UNIVERSE: rx_curr=none (took pre-specified medication previously, but not currently)</i></p> <p>What was the main reason you stopped taking the medication? (Select all that apply)</p> <p>I didn't lose weight / it didn't work</p> <p>I lost enough weight / it worked</p> <p>Side effects</p> <p>Cost / too expensive / not covered by insurance</p> <p>I didn't bother to renew my prescription</p> <p>Not in stock / supply issues</p> <p>Other (please specify): _____</p> <p>Don't know</p> <p>Refuse to answer</p>


<p>WEIGHT LOSS MEDICATIONS – ALCOHOL IMPACT</p> <p>NEW 2024</p> <p><i>RX_ALC_CURR</i></p> <p><i>RX_ALC_12M</i></p>	<p><i>UNIVERSE: rx_curr= currently taking a pre-specified medication</i></p> <p>Has the medication affected how much alcohol you drink?</p> <p>I don't drink alcohol – not applicable</p> <p>I drink less</p> <p>I drink more</p> <p>No effect</p> <p>Don't know</p> <p>Refuse to answer</p> <p><i>UNIVERSE: rx_12m=took pre-specified medication in past 12 months, but not currently</i></p> <p>Did the medication affect how much alcohol you drank?</p> <p>I don't drink alcohol – not applicable</p> <p>I drank less</p> <p>I drank more</p> <p>No effect</p> <p>Don't know</p> <p>Refuse to answer</p>
<p>WEIGHT LOSS MEDICATIONS – SMOKING IMPACT</p> <p>NEW 2024</p> <p><i>RX_SMK_CURR</i></p> <p><i>RX_SMK_12M</i></p>	<p><i>UNIVERSE: rx_curr= currently taking a pre-specified medication</i></p> <p>Has the medication affected how much you smoke?</p> <p>I don't smoke– not applicable</p> <p>I smoke less</p> <p>I quit smoking</p> <p>I smoke more</p> <p>No effect</p> <p>Don't know</p> <p>Refuse to answer</p> <p><i>UNIVERSE: rx_12m=took pre-specified medication in past 12 months, but not currently</i></p> <p>Did the medication affect how much you smoked?</p> <p>I don't smoke– not applicable</p> <p>I smoked less</p> <p>I quit smoking</p> <p>I smoked more</p> <p>No effect</p> <p>Don't know</p> <p>Refuse to answer</p>

<p>EAT-3 BEHAVIOURAL ITEMS HAINES J, ZIYADEH NJ, FRANKO DL, MCDONALD J, MOND JM, AUSTIN SB. SCREENING HIGH SCHOOL STUDENTS FOR EATING DISORDERS: VALIDITY OF BRIEF BEHAVIORAL AND ATTITUDINAL MEASURES. J SCH HEALTH, 2011; 81(9):530-535. REVISED 2025 (SP)</p> <p><i>EAT3_BINGE</i> <i>EAT3_VOMIT</i></p>	<p>In the past 3 months, how often have you: ... gone on eating binges? (<i>Eating a large amount of food while feeling out of control</i>). ... made yourself sick (vomited) to control your weight?</p> <p>Never Less than 1 time a month 1 to 3 times a month Once a week 2 to 6 times a week Once a day More than once a day Don't know Refuse to answer</p>
<p>EAT-3 ATTITUDINAL ITEM HAINES J, ZIYADEH NJ, FRANKO DL, MCDONALD J, MOND JM, AUSTIN SB. SCREENING HIGH SCHOOL STUDENTS FOR EATING DISORDERS: VALIDITY OF BRIEF BEHAVIORAL AND ATTITUDINAL MEASURES. J SCH HEALTH, 2011; 81(9):530-535. <i>EAT3_THIN</i></p>	<p>I am preoccupied with a desire to be thinner.</p> <p>Always Usually Often Sometimes Rarely Never Don't know Refuse to answer</p>
<p>EATING DISORDER CCHS 2024 NEW 2024</p> <p><i>WT_ED</i> <i>WT_ED_DX</i></p>	<p>Do you have an eating disorder such as anorexia or bulimia?</p> <p>Yes No Don't know Refuse to answer</p> <p><i>UNIVERSE: WT_ED=yes</i></p> <p>Was the eating disorder ever diagnosed by a doctor, nurse, or other health professional?</p> <p>Yes No Don't know Refuse to answer</p>

<p>WEIGHT TEASE Adapted from Project EAT 2003-2004 (B&W)</p> <p>NEW 2022</p> <p><i>WT_TEASE</i></p>	<p>Do you get teased or made fun of because of your weight?</p> <p>All the time A lot Sometimes Rarely Never Don't know Refuse to answer</p>
<p>WEIGHT STIGMA Adapted from Nutter et al., 2018 Framing obesity a disease: Indirect effects of affect and controllability beliefs on weight bias. Weiner B. Judgments of responsibility: a foundation for a theory of social conduct. 1995.</p> <p>NEW 2023</p> <p><i>WT_BLAME</i></p>	<p>Please tell us whether you agree or disagree with the following:</p> <p>People are to blame for their body weight.</p> <p>Strongly agree Agree Neither agree nor disagree Disagree Strongly disagree Don't know Refuse to answer</p>

SUGARY DRINKS

DOMAIN	QUESTION
<p>SOURCE</p> <p>POP PERCEIVED HEALTHINESS</p> <p><i>SSB_HLTH_POP</i></p>	<p>In your opinion, how unhealthy or healthy is this type of drink?</p> <div style="text-align: center;">  <p>600 mL</p> </div> <p>Very unhealthy Unhealthy A little unhealthy Neither unhealthy nor healthy A little healthy Healthy Very healthy</p>

	<p>Don't know Refuse to answer</p>
<p>POP ACCEPTABLE FREQUENCY FOR CHILDREN</p> <p><i>SSB_CHILD_POP</i></p>	<p>Imagine that you have a 10-year old child. Is it okay for them to have this type of drink...</p>  <p>600 mL</p> <p>Never Once per month A few times per month Once per week A few times per week Once per day As often as they would like Don't know Refuse to answer</p>

<p>SSB PERCEPTIONS - CONDITION</p> <p>REVISED 2019</p> <p>SSB_CONDITION</p>	<p><i>[PROGRAMMER NOTE: Randomize each respondent to view one beverage and answer the following set of 2 questions with the same beverage image on screen for each question.]</i></p> <p>Diet soft drink 100% juice Energy drink Water Specialty Sports drink Chocolate milk Iced tea Milk</p> 
<p>SSB PERCEIVED HEALTHINESS</p> <p>SSB_HLTH_[TYPE]</p>	<p>In your opinion, how unhealthy or healthy is this type of drink? <i>[show image with mL label]</i></p> <p>Very unhealthy Unhealthy A little unhealthy Neither unhealthy nor healthy A little healthy Healthy Very healthy Don't know Refuse to answer</p>
<p>SSB ACCEPTABLE FREQUENCY FOR CHILDREN</p> <p>SSB_CHILD_[TYPE]</p>	<p>Imagine that you have a 10-year old child. Is it okay for them to have this type of drink... <i>[show image with mL label]</i></p> <p>Never Once per month A few times per month Once per week A few times per week Once per day As often as they would like Don't know Refuse to answer</p>

SSB DEFINITION	<p>The next few questions ask about <u>SUGAR AND SUGARY DRINKS</u>.</p> <p>Sugary drinks are drinks that contain added sugar, like soft drinks, fruit drinks, sports drinks, energy drinks, chocolate milk, and specialty coffees that have added sugar.</p>
SSB SOCIAL NORMS – Q3 REVISÉD 2021 REVISÉD 2023 SSB_NORMS3_V1	<p>People important to me <u>TRY NOT</u> to drink <u>SUGARY DRINKS</u>.</p> <p>Strongly agree Agree Neither agree nor disagree Disagree Strongly disagree Don't know Refuse to answer</p>
SWEETENER ACCEPTABILITY FOR CHILDREN NEW 2020 CYCLED OUT 2023 COUNTRY SPECIFIC WORDING SWT_CHILD	<p>Please tell us whether you agree or disagree with the following:</p> <p>Children should not consume foods or drinks with artificial or low-kilojoule sweeteners.</p> <p>Strongly agree Agree Neither agree nor disagree Disagree Strongly disagree Don't know Refuse to answer</p>


NUTRITION KNOWLEDGE



DOMAIN SOURCE	QUESTION
SELF-REPORTED NUTRITION KNOWLEDGE ADAPTED FROM TNT 2015, HOBIN CFDR NUT_KNOW	<p>How would you rate your nutrition knowledge?</p> <p>Not at all knowledgeable A little knowledgeable Somewhat knowledgeable Very knowledgeable Extremely knowledgeable Don't know Refuse to answer</p>

SOURCES OF NUTRITION INFORMATION

DOMAIN SOURCE	QUESTION
PUBLIC EDUCATION REVISED 2020 (underline) PUBLIC_ED1	Do you remember seeing any educational messages or campaigns on <u>healthy eating</u> from the government or health authorities in the past 12 months? Yes No Don't know Refuse to answer

FOOD PACKAGING & LABELLING

DOMAIN SOURCE	QUESTION
NUTRITION INFO IN GROCERY STORES INFO_GROCERY	In your opinion, is nutrition information easy or hard to find in <u>supermarkets</u> ? Very hard to find Hard to find Neither hard nor easy Easy to find Very easy to find Don't know Refuse to answer
LABEL AWARENESS LABEL_AWARE_AUS	We would now like to ask you some questions about food labels on products. How often have you <u>seen</u> this type of food label on packages or in stores?  Never Rarely Sometimes Often All the time Don't know Refuse to answer


<p>LABEL USE</p> <p>LABEL_USE_AUS</p>	<p><i>UNIVERSE: label_aware_AUS= 'rarely', 'sometimes', 'often', or 'all the time'</i></p> <p>How often do you <u>use</u> this type of food label <u>when deciding to buy a food product</u>?</p>  <p>Never Rarely Sometimes Often All the time Don't know Refuse to answer</p>
<p>LABEL UNDERSTANDING</p> <p>LABEL_UNDERSTAND_AUS</p>	<p>Do you find this information...</p>  <p>Very hard to understand Hard to understand Neither hard nor easy Easy to understand Very easy to understand Don't know Refuse to answer</p>

LABEL UNDERSTANDING (OBJECTIVE)

NEW 2022
REVISED 2024 (CAN)
REVISED 2025 (CA/US)

FOPL_OBJ_HSR

In your opinion, is this product...
[PROGRAMMER NOTE: Show juicebox image with country-specific FOPL (Health Star Rating in Australia, Warning label in Chile/MEX, Traffic Light in UK; 'High In' label in Canada; randomize half the respondents to no FOPL and half to proposed FDA label in USA); no NFT to be shown in any country]



- Very unhealthy
- Unhealthy
- In the middle
- Healthy
- Very healthy
- Don't know
- Refuse to answer

<p>NFT AWARENESS</p> <p><i>NFT_AWARE_AUS</i></p>	<p>How often have you <u>seen</u> this type of food label on packages or in stores?</p> <div data-bbox="352 220 770 565" style="border: 1px solid black; padding: 5px; margin-bottom: 10px;"> <p style="text-align: center;">Nutrition Information</p> <p>SERVINGS PER PACKAGE: 11 SERVING SIZE: 23.2 g (4 BISCUITS)</p> <table border="1" style="width: 100%; border-collapse: collapse;"> <thead> <tr> <th></th> <th style="text-align: center;">AVG QUANTITY PER SERVING</th> <th style="text-align: center;">% DAILY INTAKE * (PER SERVING)</th> <th style="text-align: center;">AVG QUANTITY PER 100 g</th> </tr> </thead> <tbody> <tr> <td>ENERGY</td> <td style="text-align: center;">397 kJ</td> <td style="text-align: center;">5%</td> <td style="text-align: center;">1,710 kJ</td> </tr> <tr> <td>PROTEIN</td> <td style="text-align: center;">2.8 g</td> <td style="text-align: center;">6%</td> <td style="text-align: center;">12.2 g</td> </tr> <tr> <td>FAT, TOTAL</td> <td style="text-align: center;">2.2 g</td> <td style="text-align: center;">3%</td> <td style="text-align: center;">9.4 g</td> </tr> <tr> <td>-SATURATED</td> <td style="text-align: center;">0.3 g</td> <td style="text-align: center;">1%</td> <td style="text-align: center;">1.1 g</td> </tr> <tr> <td>CARBOHYDRATE</td> <td style="text-align: center;">14.5 g</td> <td style="text-align: center;">5%</td> <td style="text-align: center;">62.3 g</td> </tr> <tr> <td>-SUGARS</td> <td style="text-align: center;">0.4 g</td> <td style="text-align: center;">1%</td> <td style="text-align: center;">1.8 g</td> </tr> <tr> <td>SODIUM</td> <td style="text-align: center;">105 mg</td> <td style="text-align: center;">5%</td> <td style="text-align: center;">452 mg</td> </tr> </tbody> </table> <p style="font-size: small;">*Percentage daily intakes are based on an average adult diet of 8700 kJ</p> </div> <p>Never Rarely Sometimes Often All the time Don't know Refuse to answer</p>		AVG QUANTITY PER SERVING	% DAILY INTAKE * (PER SERVING)	AVG QUANTITY PER 100 g	ENERGY	397 kJ	5%	1,710 kJ	PROTEIN	2.8 g	6%	12.2 g	FAT, TOTAL	2.2 g	3%	9.4 g	-SATURATED	0.3 g	1%	1.1 g	CARBOHYDRATE	14.5 g	5%	62.3 g	-SUGARS	0.4 g	1%	1.8 g	SODIUM	105 mg	5%	452 mg
	AVG QUANTITY PER SERVING	% DAILY INTAKE * (PER SERVING)	AVG QUANTITY PER 100 g																														
ENERGY	397 kJ	5%	1,710 kJ																														
PROTEIN	2.8 g	6%	12.2 g																														
FAT, TOTAL	2.2 g	3%	9.4 g																														
-SATURATED	0.3 g	1%	1.1 g																														
CARBOHYDRATE	14.5 g	5%	62.3 g																														
-SUGARS	0.4 g	1%	1.8 g																														
SODIUM	105 mg	5%	452 mg																														
<p>NFT USE</p> <p>ADAPTED FROM 2014 FDA HEALTH AND DIET SURVEY</p> <p><i>NFT_USE_AUS</i></p>	<p><i>UNIVERSE: nft_aware_AUS= 'rarely', 'sometimes', 'often', or 'all the time'</i></p> <p>How often do you <u>use</u> this type of food label <u>when deciding to buy a food product?</u></p> <div data-bbox="336 850 751 1195" style="border: 1px solid black; padding: 5px; margin-bottom: 10px;"> <p style="text-align: center;">Nutrition Information</p> <p>SERVINGS PER PACKAGE: 11 SERVING SIZE: 23.2 g (4 BISCUITS)</p> <table border="1" style="width: 100%; border-collapse: collapse;"> <thead> <tr> <th></th> <th style="text-align: center;">AVG QUANTITY PER SERVING</th> <th style="text-align: center;">% DAILY INTAKE * (PER SERVING)</th> <th style="text-align: center;">AVG QUANTITY PER 100 g</th> </tr> </thead> <tbody> <tr> <td>ENERGY</td> <td style="text-align: center;">397 kJ</td> <td style="text-align: center;">5%</td> <td style="text-align: center;">1,710 kJ</td> </tr> <tr> <td>PROTEIN</td> <td style="text-align: center;">2.8 g</td> <td style="text-align: center;">6%</td> <td style="text-align: center;">12.2 g</td> </tr> <tr> <td>FAT, TOTAL</td> <td style="text-align: center;">2.2 g</td> <td style="text-align: center;">3%</td> <td style="text-align: center;">9.4 g</td> </tr> <tr> <td>-SATURATED</td> <td style="text-align: center;">0.3 g</td> <td style="text-align: center;">1%</td> <td style="text-align: center;">1.1 g</td> </tr> <tr> <td>CARBOHYDRATE</td> <td style="text-align: center;">14.5 g</td> <td style="text-align: center;">5%</td> <td style="text-align: center;">62.3 g</td> </tr> <tr> <td>-SUGARS</td> <td style="text-align: center;">0.4 g</td> <td style="text-align: center;">1%</td> <td style="text-align: center;">1.8 g</td> </tr> <tr> <td>SODIUM</td> <td style="text-align: center;">105 mg</td> <td style="text-align: center;">5%</td> <td style="text-align: center;">452 mg</td> </tr> </tbody> </table> <p style="font-size: small;">*Percentage daily intakes are based on an average adult diet of 8700 kJ</p> </div> <p>Never Rarely Sometimes Often All the time Don't know Refuse to answer</p>		AVG QUANTITY PER SERVING	% DAILY INTAKE * (PER SERVING)	AVG QUANTITY PER 100 g	ENERGY	397 kJ	5%	1,710 kJ	PROTEIN	2.8 g	6%	12.2 g	FAT, TOTAL	2.2 g	3%	9.4 g	-SATURATED	0.3 g	1%	1.1 g	CARBOHYDRATE	14.5 g	5%	62.3 g	-SUGARS	0.4 g	1%	1.8 g	SODIUM	105 mg	5%	452 mg
	AVG QUANTITY PER SERVING	% DAILY INTAKE * (PER SERVING)	AVG QUANTITY PER 100 g																														
ENERGY	397 kJ	5%	1,710 kJ																														
PROTEIN	2.8 g	6%	12.2 g																														
FAT, TOTAL	2.2 g	3%	9.4 g																														
-SATURATED	0.3 g	1%	1.1 g																														
CARBOHYDRATE	14.5 g	5%	62.3 g																														
-SUGARS	0.4 g	1%	1.8 g																														
SODIUM	105 mg	5%	452 mg																														

<p>NFT UNDERSTANDING</p> <p><i>NFT_UNDERSTAND_A US</i></p>	<p>Do you find this information...</p> <div style="border: 1px solid black; padding: 5px; margin-bottom: 10px;"> <p style="text-align: center;">Nutrition Information</p> <p>SERVINGS PER PACKAGE: 11 SERVING SIZE: 23.2 g (4 BISCUITS)</p> <table border="1" style="width: 100%; border-collapse: collapse;"> <thead> <tr> <th></th> <th style="text-align: center;">AVG QUANTITY PER SERVING</th> <th style="text-align: center;">% DAILY INTAKE * (PER SERVING)</th> <th style="text-align: center;">AVG QUANTITY PER 100 g</th> </tr> </thead> <tbody> <tr> <td>ENERGY</td> <td style="text-align: center;">397 kJ</td> <td style="text-align: center;">5%</td> <td style="text-align: center;">1,710 kJ</td> </tr> <tr> <td>PROTEIN</td> <td style="text-align: center;">2.8 g</td> <td style="text-align: center;">6%</td> <td style="text-align: center;">12.2 g</td> </tr> <tr> <td>FAT, TOTAL</td> <td style="text-align: center;">2.2 g</td> <td style="text-align: center;">3%</td> <td style="text-align: center;">9.4 g</td> </tr> <tr> <td>-SATURATED</td> <td style="text-align: center;">0.3 g</td> <td style="text-align: center;">1%</td> <td style="text-align: center;">1.1 g</td> </tr> <tr> <td>CARBOHYDRATE</td> <td style="text-align: center;">14.5 g</td> <td style="text-align: center;">5%</td> <td style="text-align: center;">62.3 g</td> </tr> <tr> <td>-SUGARS</td> <td style="text-align: center;">0.4 g</td> <td style="text-align: center;">1%</td> <td style="text-align: center;">1.8 g</td> </tr> <tr> <td>SODIUM</td> <td style="text-align: center;">105 mg</td> <td style="text-align: center;">5%</td> <td style="text-align: center;">452 mg</td> </tr> </tbody> </table> <p style="font-size: small; margin-top: 5px;">*Percentage daily intakes are based on an average adult diet of 8700 kJ</p> </div> <p>Very hard to understand Hard to understand Neither hard nor easy Easy to understand Very easy to understand Don't know Refuse to answer</p>		AVG QUANTITY PER SERVING	% DAILY INTAKE * (PER SERVING)	AVG QUANTITY PER 100 g	ENERGY	397 kJ	5%	1,710 kJ	PROTEIN	2.8 g	6%	12.2 g	FAT, TOTAL	2.2 g	3%	9.4 g	-SATURATED	0.3 g	1%	1.1 g	CARBOHYDRATE	14.5 g	5%	62.3 g	-SUGARS	0.4 g	1%	1.8 g	SODIUM	105 mg	5%	452 mg
	AVG QUANTITY PER SERVING	% DAILY INTAKE * (PER SERVING)	AVG QUANTITY PER 100 g																														
ENERGY	397 kJ	5%	1,710 kJ																														
PROTEIN	2.8 g	6%	12.2 g																														
FAT, TOTAL	2.2 g	3%	9.4 g																														
-SATURATED	0.3 g	1%	1.1 g																														
CARBOHYDRATE	14.5 g	5%	62.3 g																														
-SUGARS	0.4 g	1%	1.8 g																														
SODIUM	105 mg	5%	452 mg																														
<p>NFT INFLUENCE</p> <p><i>LABEL_OVERALL</i></p>	<p>Overall, how much do food labels influence what you eat?</p> <p>No influence at all A little influence Some influence A lot of influence Very strong influence Don't know Refuse to answer</p>																																
<p>DISCUSS LABELS</p> <p>NEW 2020</p> <p><i>LABEL_DISCUSS</i></p>	<p>In the last month, how often have you talked to others about nutrition labels on foods or beverages?</p> <p>Not at all Once A few times Often Very often Don't know Refuse to answer</p>																																

FOOD PROCESSING KNOWLEDGE

- REVISED 2019
- REVISED 2020
- REVISED 2022
- REVISED 2023
- REVISED 2025 (CAN)

HLTH1...HLTH11
 HLTH1_DKR...HLTH11_DKR
 HLTH1V...HLTH11V
 HLTH_ORDER
 HLTH_ORDER_V

Summary of revisions:
 2019 corrected error from 2018 in fat content in milk NFT; and replaced ham deli meat with chicken deli meat. 2020 corrected juice serving size and kj; deleted “Quaker” from oats ingredient list; corrected milk saturated fat, fat %DV and kj per 100g; added fish products. 2022 added sugar to applesauce ingredients; increased sodium in tuna; corrected protein per 100g for oats. 2023 deleted 7 products (applesauce, cereal, cheese, deli meat, all 3 fish products). 2025 added High In warnings in Canada. Refer to the User Guide for further information.

[PROGRAMMER NOTE: Randomize order of 8 food products, and record order of randomization. Prevent respondents from using back button to return to previous questions in set. Show scale horizontally on computer browsers, and vertically on smartphone and tablet browsers.]

Overall, how healthy is this food product?

Please answer on a scale from 0 to 10, where 0 = Not at all healthy, and 10 = Extremely healthy.

0 1 2 3 4 5 6 7 8 9 10
 Not at all healthy Extremely healthy

Don't know
 Refuse to answer



Nutrition Information		
SERVINGS PER PACKAGE: 4		
SERVING SIZE: 250 mL (1 CUP)		
AVG QUANTITY PER SERVING	% DAILY INTAKE* (PER SERVING)	AVG QUANTITY PER 100 mL
ENERGY	487 kJ	0%
PROTEIN	0 g	0%
FAT TOTAL	0 g	0%
-SATURATED	0 g	0%
CARBOHYDRATE	27.5 g	9%
-SUGARS	26.8 g	30%
SODIUM	0 mg	0%

*Percentage daily intakes are based on an average adult diet of 8700 kJ

INGREDIENTS: WATER, RECONSTITUTED APPLE JUICE (25%), SUGAR, FOOD ACIDS (MALIC ACID, POTASSIUM CITRATE), FLAVOUR, VITAMIN C.



Nutrition Information		
SERVINGS PER PACKAGE: 33		
SERVING SIZE: 30 g		
AVG QUANTITY PER SERVING	% DAILY INTAKE* (PER SERVING)	AVG QUANTITY PER 100 g
ENERGY	502 kJ	6%
PROTEIN	4.0 g	8%
FAT TOTAL	2.0 g	3%
-SATURATED	0.8 g	2%
CARBOHYDRATE	20.0 g	6%
-SUGARS	0 g	0%
SODIUM	0 mg	0%

*Percentage daily intakes are based on an average adult diet of 8700 kJ

INGREDIENTS: 100% WHOLE GRAIN ROLLED OATS, NATURALLY CONTAINS OAT BRAN.



Nutrition Information		
SERVINGS PER PACKAGE: 5		
SERVING SIZE: 50 g (1 BAR)		
AVG QUANTITY PER SERVING	% DAILY INTAKE* (PER SERVING)	AVG QUANTITY PER 100 g
ENERGY	753 kJ	9%
PROTEIN	4.0 g	8%
FAT TOTAL	5.0 g	7%
-SATURATED	2.0 g	4%
CARBOHYDRATE	33.0 g	11%
-SUGARS	15.0 g	17%
SODIUM	160 mg	7%

*Percentage daily intakes are based on an average adult diet of 8700 kJ

INGREDIENTS: GRANOLA CRUST: WHOLE GRAIN OATS, SUGAR, PALM OIL WITH TBHQ FOR FRESHNESS, ENRICHED FLOUR (WHEAT FLOUR, NIACIN, REDUCED IRON, VITAMIN B1 (THIAMIN MONONITRATE), VITAMIN B2 (RIBOFLAVIN), FOLIC ACID), CORN SYRUP, OAT FIBRE, ISOLATED SOY PROTEIN, MALTODEXTRIN, ACACIA GUM, Glycerol, CELLULOSE, WHEAT GLUTEN, INSULIN, NATURAL FLAVOUR, LEAVENING: BAKING SODA, SODIUM ACID PHOSPHATE, SALT, SOY LECITHIN, BUT (PRESERVATIVE), INSTANT FLAVOUR, NONFAT MILK, FILLING: INVERT SUGAR, CORN SYRUP, STRAWBERRY PUREE CONCENTRATE, Glycerol, SUGAR, MODIFIED CORN STARCH, SODIUM ALGinate, CITRIC ACID, DICALCIUM PHOSPHATE, METYLCELLULOSE, NATURAL AND ARTIFICIAL FLAVOURS, CARAMEL COLOUR, MALIC ACID, RED-40.



Nutrition Information		
SERVINGS PER PACKAGE: 8		
SERVING SIZE: 250 mL (1 CUP)		
AVG QUANTITY PER SERVING	% DAILY INTAKE* (PER SERVING)	AVG QUANTITY PER 100 mL
ENERGY	418 kJ	5%
PROTEIN	9.0 g	18%
FAT TOTAL	2.5 g	4%
-SATURATED	1.5 g	6%
CARBOHYDRATE	12.0 g	4%
-SUGARS	11.0 g	12%
SODIUM	115 mg	5%

*Percentage daily intakes are based on an average adult diet of 8700 kJ



INGREDIENTS: PARTLY SKIMMED MILK, VITAMIN A PALMITATE, VITAMIN D3.



Nutrition Information		
SERVINGS PER PACKAGE: 16		
SERVING SIZE: 21 g (1 SLICE)		
AVG QUANTITY PER SERVING	% DAILY INTAKE* (PER SERVING)	AVG QUANTITY PER 100 g
ENERGY	251 kJ	3%
PROTEIN	4.0 g	8%
FAT TOTAL	4.5 g	6%
-SATURATED	2.5 g	10%
CARBOHYDRATE	2.0 g	1%
-SUGARS	2.0 g	2%
SODIUM	220 mg	10%

*Percentage daily intakes are based on an average adult diet of 8700 kJ

INGREDIENTS: MILK, CHEEDAR CHEESE (MILK, CHEESE CULTURE, SALT, ENZYMES), WHEY PROTEIN CONCENTRATE, WHEY, SODIUM CITRATE, CONTAINS LESS THAN 2% OF CALCIUM PHOSPHATE, MODIFIED FOOD STARCH, WHEY PROTEIN CONCENTRATE, SALT, LACTIC ACID, ANNATTO AND PAPRIKA EXTRACT (COLOUR), NATAMUN (A NATURAL MOULD INHIBITOR), ENZYMES, CHEESE CULTURE, VITAMIN D3.

	 <table border="1" data-bbox="562 207 772 381"> <thead> <tr> <th colspan="4">Nutrition Information</th> </tr> <tr> <th colspan="4">SERVINGS PER PACKAGE: 3.5</th> </tr> <tr> <th colspan="4">SERVING SIZE: 11.2 g (4 oz)</th> </tr> <tr> <th>AVG QUANTITY PER SERVING</th> <th>% DAILY INTAKE* (PER SERVING)</th> <th>AVG QUANTITY PER 100 g</th> <th>% DAILY INTAKE* (PER 100 g)</th> </tr> </thead> <tbody> <tr> <td>ENERGY</td> <td>502 kJ</td> <td>6%</td> <td>448 kJ</td> </tr> <tr> <td>PROTEIN</td> <td>29.1 g</td> <td>58%</td> <td>26.9 g</td> </tr> <tr> <td>FAT TOTAL</td> <td>1.5 g</td> <td>2%</td> <td>1.3 g</td> </tr> <tr> <td>SATURATED</td> <td>0 g</td> <td>0%</td> <td>0 g</td> </tr> <tr> <td>CARBOHYDRATE</td> <td>0 g</td> <td>0%</td> <td>0 g</td> </tr> <tr> <td>SUGARS</td> <td>0 g</td> <td>0%</td> <td>0 g</td> </tr> <tr> <td>SODIUM</td> <td>50 mg</td> <td>2%</td> <td>45 mg</td> </tr> </tbody> </table> <p><small>*Percentage daily intakes are based on an average adult diet of 8700 kJ</small></p>  <table border="1" data-bbox="1014 170 1224 344"> <thead> <tr> <th colspan="4">Nutrition Information</th> </tr> <tr> <th colspan="4">SERVINGS PER PACKAGE: 3.5</th> </tr> <tr> <th colspan="4">SERVING SIZE: 11.2 g (4 oz)</th> </tr> <tr> <th>AVG QUANTITY PER SERVING</th> <th>% DAILY INTAKE* (PER SERVING)</th> <th>AVG QUANTITY PER 100 g</th> <th>% DAILY INTAKE* (PER 100 g)</th> </tr> </thead> <tbody> <tr> <td>ENERGY</td> <td>1,004 kJ</td> <td>12%</td> <td>1,004 kJ</td> </tr> <tr> <td>PROTEIN</td> <td>11.0 g</td> <td>22%</td> <td>11.0 g</td> </tr> <tr> <td>FAT TOTAL</td> <td>13.0 g</td> <td>39%</td> <td>13.0 g</td> </tr> <tr> <td>SATURATED</td> <td>1.5 g</td> <td>6%</td> <td>1.5 g</td> </tr> <tr> <td>CARBOHYDRATE</td> <td>21.0 g</td> <td>7%</td> <td>21.0 g</td> </tr> <tr> <td>SUGARS</td> <td>1.0 g</td> <td>1%</td> <td>1.0 g</td> </tr> <tr> <td>SODIUM</td> <td>520 mg</td> <td>23%</td> <td>520 mg</td> </tr> </tbody> </table> <p><small>*Percentage daily intakes are based on an average adult diet of 8700 kJ</small></p> <p><small>INGREDIENTS: CHICKEN BREASTS, WHITE, TOASTED WHEAT CRUMBS, WHOLE WHEAT FLOUR, WHEAT FLOUR, MOODIFIED CORN STARCH, RICE STARCH, SALT, PEAS FIBRE, SPICES, GARLIC POWDER, ONION POWDER, SUGAR, BAKING POWDER, BROWNED IN CANOLA OIL.</small></p>	Nutrition Information				SERVINGS PER PACKAGE: 3.5				SERVING SIZE: 11.2 g (4 oz)				AVG QUANTITY PER SERVING	% DAILY INTAKE* (PER SERVING)	AVG QUANTITY PER 100 g	% DAILY INTAKE* (PER 100 g)	ENERGY	502 kJ	6%	448 kJ	PROTEIN	29.1 g	58%	26.9 g	FAT TOTAL	1.5 g	2%	1.3 g	SATURATED	0 g	0%	0 g	CARBOHYDRATE	0 g	0%	0 g	SUGARS	0 g	0%	0 g	SODIUM	50 mg	2%	45 mg	Nutrition Information				SERVINGS PER PACKAGE: 3.5				SERVING SIZE: 11.2 g (4 oz)				AVG QUANTITY PER SERVING	% DAILY INTAKE* (PER SERVING)	AVG QUANTITY PER 100 g	% DAILY INTAKE* (PER 100 g)	ENERGY	1,004 kJ	12%	1,004 kJ	PROTEIN	11.0 g	22%	11.0 g	FAT TOTAL	13.0 g	39%	13.0 g	SATURATED	1.5 g	6%	1.5 g	CARBOHYDRATE	21.0 g	7%	21.0 g	SUGARS	1.0 g	1%	1.0 g	SODIUM	520 mg	23%	520 mg
Nutrition Information																																																																																									
SERVINGS PER PACKAGE: 3.5																																																																																									
SERVING SIZE: 11.2 g (4 oz)																																																																																									
AVG QUANTITY PER SERVING	% DAILY INTAKE* (PER SERVING)	AVG QUANTITY PER 100 g	% DAILY INTAKE* (PER 100 g)																																																																																						
ENERGY	502 kJ	6%	448 kJ																																																																																						
PROTEIN	29.1 g	58%	26.9 g																																																																																						
FAT TOTAL	1.5 g	2%	1.3 g																																																																																						
SATURATED	0 g	0%	0 g																																																																																						
CARBOHYDRATE	0 g	0%	0 g																																																																																						
SUGARS	0 g	0%	0 g																																																																																						
SODIUM	50 mg	2%	45 mg																																																																																						
Nutrition Information																																																																																									
SERVINGS PER PACKAGE: 3.5																																																																																									
SERVING SIZE: 11.2 g (4 oz)																																																																																									
AVG QUANTITY PER SERVING	% DAILY INTAKE* (PER SERVING)	AVG QUANTITY PER 100 g	% DAILY INTAKE* (PER 100 g)																																																																																						
ENERGY	1,004 kJ	12%	1,004 kJ																																																																																						
PROTEIN	11.0 g	22%	11.0 g																																																																																						
FAT TOTAL	13.0 g	39%	13.0 g																																																																																						
SATURATED	1.5 g	6%	1.5 g																																																																																						
CARBOHYDRATE	21.0 g	7%	21.0 g																																																																																						
SUGARS	1.0 g	1%	1.0 g																																																																																						
SODIUM	520 mg	23%	520 mg																																																																																						
<p>ULTRA-PROCESSED FOOD TERM AWARENESS</p> <p>NEW 2023</p> <p>UPF_AWARE</p>	<p>[PROGRAMMER NOTE: HIDE BACK BUTTON]</p> <p>Have you heard of the term 'ultra-processed food'?</p> <p>Yes</p> <p>No</p> <p>Don't know</p> <p>Refuse to answer</p>																																																																																								
<p>ULTRA PROCESSED FOOD IDENTIFICATION</p> <p>NEW 2024</p> <p>REVISED 2025 (CAN)</p> <p>UPF_ID_APPLE</p> <p>UPF_ID_JUICE</p> <p>UPF_ID_OATS</p> <p>UPF_ID_BAR</p> <p>UPF_ID_MILK</p> <p>UPF_ID_CHEESE</p> <p>UPF_ID_CHICK</p> <p>UPF_ID_NUGG</p> <p>UPF_ID_NDK</p>	<p>[PROGRAMMER NOTE: HIDE BACK BUTTON]</p> <p>Which, if any, of the following products are ultra-processed?</p> <p><i>Select all that apply.</i></p> <p>[PROGRAMMER NOTE: Show 8 products on screen, in random order (no NFTs). Prevent respondents from using back button to return to previous question].</p>  <p>None of these are ultra-processed</p> <p>Don't know [valid answer]</p> <p>Refuse to answer</p>																																																																																								

MENU LABELLING

DOMAIN SOURCE	QUESTION
ONLINE ORDERING: MENU LABELLING – NOTICING NEW 2023 ONLN_INFO	<i>UNIVERSE: Ordered restaurant food online in the past 30 days (onln_rest=1)</i> The last time you ordered restaurant food from a website or an app, did you notice any nutrition information? Yes No Don't know Refuse to answer
ONLINE ORDERING: NUTRITION INFO ACCESSIBILITY NEW 2023 ONLN_INFO_EASE	<i>UNIVERSE: Ordered restaurant food online in the past 30 days (onln_rest=1)</i> In your opinion, is nutrition information easy or hard to find when you are ordering restaurant food online? Very hard to find Hard to find Neither hard nor easy Easy to find Very easy to find Don't know Refuse to answer
ONLINE GROCERY ORDERING: NUTRITION INFO ACCESSIBILITY NEW 2024 ONLN_INFOGR_EASE	<i>UNIVERSE: Ordered groceries online in the past 30 days (onln_gstore=1 or onln_gonln=1)</i> In your opinion, is nutrition information easy or hard to find when you are ordering GROCERIES ONLINE? Very hard to find Hard to find Neither hard nor easy Easy to find Very easy to find Don't know Refuse to answer

FOOD GUIDE / DIETARY RECOMMENDATIONS

DOMAIN SOURCE	QUESTION
FOOD GUIDE – LAST USE OTTAWA AND CFDR (ADAPTED TIME ANCHORS) FG_LOOK	When was the <u>last time</u> you looked at the Australian Dietary Guidelines, if ever? In the last month In the last 6 months In the last year More than a year ago Never Don't know Refuse to answer
CHILD – SCHOOL FOOD PROGRAM PARTICIPATION NEW 2023 SCH_PART	<i>UNIVERSE: At least 1 child <18 years in household (child_home>0)</i> Does your child get food from a <u>free or reduced-price</u> breakfast or lunch program <u>at their school</u>? No Yes – from a breakfast program Yes – from a lunch program Yes – from a breakfast and lunch program Does not apply to me [valid answer] Don't know Refuse to answer
CHILD – SCHOOL FOOD PROGRAM PARTICIPATION FREQUENCY NEW 2024 SCH_PART_FREQ	<i>UNIVERSE: Child receives food from a free/reduced-price school food program (sch_prg=2-4)</i> How many days per week does your child get food from a <u>free or reduced-price</u> breakfast or lunch program <u>at their school</u>? Less than once a week 1 day per week 2 days per week 3 days per week 4 days per week 5 days per week Don't know Refuse to answer
CHILD – SCHOOL FOOD PROGRAM AVAILABILITY NEW 2023 SCH_AVAIL	<i>UNIVERSE: Child participates in any school food program (child_home>0 and sch_prg=2-4)</i> Can all students in your child's school get food from the <u>free or reduced-price</u> breakfast or lunch program? All students Only students from families who need extra financial help Don't know [valid answer] Refuse to answer

FOOD MARKETING

DOMAIN SOURCE	QUESTION
<p>EXPOSURE TO UNHEALTHY FOOD MARKETING – LOCATION</p> <p>REVISED 2019 REVISED 2022 REVISED 2023</p> <p>COUNTRY SPECIFIC WORDING</p> <p>MKTG_LOC_[TYPE] MKTG_LOC_NONE MKTG_LOC_DK MKTG_LOC_R MKTG_LOC_OTEXT</p>	<p>In the last 30 days, have you seen or heard advertisements or promotions for <u>'unhealthy foods'</u> in the following places? (Select all that apply)</p> <p><i>Unhealthy foods include processed foods high in sugar, salt, or saturated fat, such as soft drinks, fast food, chips, sugary cereals, biscuits and chocolate bars.</i></p> <p>TV (broadcast TV, on-demand, streaming) Radio Online / internet Mobile app / video game Social media (e.g., Twitter/X, Facebook, Instagram) In a text message Magazine or newspaper Billboard or outdoor sign (e.g., posters) On buses, bus stops and other public transport In movies or at movie theatres At school / on campus Signs or displays in supermarkets, convenience stores or restaurants At a recreation/community centre Sports event, concert or community event Giveaways, samples or special offers Other → Please specify: <i>[open-ended]</i> I haven't seen any advertising or promotions for unhealthy food in the last 30 days Don't know Refuse to answer</p>
<p>EXPOSURE TO UNHEALTHY FOOD MARKETING – GIVEAWAYS VS SPECIAL OFFERS</p> <p>NEW 2022</p> <p>MKTG_LOC_SAMPOF</p>	<p><i>UNIVERSE: Noticed "Giveaways, samples or special offers"</i></p> <p>In the last question you selected "Giveaway, samples, or special offers". Did you see...</p> <p>Giveaways or samples only Special offers only Both Don't know Refuse to answer</p>

<p>EXPOSURE TO UNHEALTHY FOOD MARKETING - FREQUENCY</p> <p>REVISED 2019</p> <p>MKTG_FREQ_SD MKTG_FREQ_FF MKTG_FREQ_CEREAL MKTG_FREQ_SNACK MKTG_FREQ_DESSERT MKTG_FREQ_CANDY</p>	<p>In the last 30 days, <u>how often</u> did you see or hear advertisements or promotions for the following?</p> <p>Ads for sugary drinks Ads for fast food / take-away Ads for sugary cereals Ads for snacks such as chips Ads for desserts such as cakes, biscuits, and ice cream Ads for lollies or chocolate bars</p> <p>[Show response options for each item as radio button list]</p> <p>Never Less than once a week Once a week A few times a week Every day More than once a day Don't know Refuse to answer</p>
<p>EXPOSURE TO MARKETING STRATEGIES</p> <p>MKTG_LICENCED MKTG_COMPANY MKTG_CELEB MKTG_PROSPORT MKTG_RECSPORT MKTG_CULTURE MKTG_NONE MKTG_DK MKTG_R</p>	<p>[PROGRAMMER NOTE: show note in grey font] <i>Remember: Unhealthy foods include processed foods high in sugar, salt, or saturated fat, such as soft drinks, fast food, chips, sugary cereals, biscuits and chocolate bars.</i></p> <p>In the last 30 days, have you seen any of the following? (Select all that apply)</p> <p>Unhealthy food or drinks promoted using characters from movies or TV (e.g., Star Wars, Disney characters) Unhealthy food or drinks with characters created by food companies (e.g., Tony the Tiger, Ronald McDonald) Celebrity endorsements of unhealthy food/drinks Professional sport teams or sporting events sponsored by unhealthy food/drink companies Children's/community sports teams sponsored by unhealthy food/drink companies Cultural or community events sponsored by unhealthy food/drink companies None of the above [Programming note: only allow to select if no other options selected] Don't know Refuse to answer</p>

<p>PESTER POWER</p> <p>NEW 2020 REVISED 2021 (underlining)</p> <p><i>PESTER</i></p>	<p><i>UNIVERSE: At least 1 child <18 years in household (child_home>0)</i> [PROGRAMMER NOTE: show note in grey font]</p> <p><i>Remember: Unhealthy foods include processed foods high in sugar, salt, or saturated fat, such as soft drinks, fast food, chips, sugary cereals, biscuits and chocolate bars.</i></p> <p>How often do your children <u>ask</u> you to buy unhealthy food or drinks they've seen <u>advertised</u>?</p> <p>Never Only for special occasions Less than once a week Some days Every day Don't know Refuse to answer</p>
<p>UNHEALTHY FOOD CONSUMPTION FREQUENCY</p> <p>REVISED 2019 (response format)</p> <p><i>EAT_SD</i> <i>EAT_FF</i> <i>EAT_CEREAL</i> <i>EAT_SNACK</i> <i>EAT_DESSERT</i> <i>EAT_CANDY</i></p>	<p><i>UNIVERSE: At least 1 child <18 years in household (child_home>0)</i></p> <p>In a typical week, how often <u>do your children eat or drink...</u></p> <p>Sugary drinks Fast food / take-away Sugary cereals Snacks such as chips Desserts such as cakes, biscuits, and ice cream Lollies or chocolate bars</p> <p>[Show response options for each item as radio button list]</p> <p>More than once a day Every day A few times a week, but not every day Once a week Only on special occasions Never Don't know Refuse to answer</p>
<p>CONCERN ABOUT CHILD'S EXPOSURE TO MARKETING</p> <p>CYCLED OUT 2023</p> <p><i>MKTG_CHILD_CONCERN</i> <i>N</i></p>	<p><i>UNIVERSE: At least 1 child <18 years in household (child_home>0)</i></p> <p>Are you concerned about the amount of marketing for sugary drinks and fast food that your children see?</p> <p>Not at all concerned A little concerned Somewhat concerned Very concerned Don't know Refuse to answer</p>

<p>SUPPORT FOR BAN ON MARKETING TO KIDS</p> <p>NEW 2023</p> <p>M2K_BAN_HSSF</p>	<p>Would you support or oppose a government policy that would require...</p> <p>A ban on advertising <u>to children</u> for food and drinks that have too much sugar, salt or saturated fat</p> <p>Support Neutral Oppose Don't know Refuse to answer</p>
<p>CHILD'S TOTAL SCREEN TIME</p> <p>Adapted from National Survey of Children's Health (NSCH)</p> <p>NEW 2025</p> <p>MEDIA_WD_TOTAL</p>	<p><i>UNIVERSE: At least 1 child <18 years in household (child_home>0)</i></p> <p>Thinking about your youngest (or only) child's screen time...</p> <p>On a <u>normal weekday</u>, about how much time does your youngest (or only) child spend in front of a TV, computer, cellphone or other electronic device watching programs, playing games, accessing the internet or using social media?</p> <p><i>Do not include time spent doing schoolwork.</i></p> <p>Less than 1 hour 1 hour 2 hours 3 hours 4 hours 5 hours 6 or more hours Don't know Refuse to answer</p>
<p>CHILD SOCIAL MEDIA PLATFORM USE</p> <p>NEW 2021 REVISED 2023 REVISED 2025</p> <p>MEDIA_SOC_FB MEDIA_SOC_IG MEDIA_SOC_TIK MEDIA_SOC_TWT MEDIA_SOC_SC MEDIA_SOC_TWITCH MEDIA_SOC_YT MEDIA_SOC_NONE MEDIA_SOC_DK MEDIA_SOC_R</p>	<p><i>UNIVERSE: At least 1 child <18 years in household (child_home>0)</i></p> <p>Does your youngest (or only) child use...?</p> <p><i>Select all that apply.</i></p> <p>Facebook Instagram TikTok Twitter/X Snapchat Twitch YouTube None of the above Don't know Refuse to answer</p>

<p>FAVOURITE SOCIAL MEDIA INFLUENCERS</p> <p>NEW 2022</p> <p><i>MEDIA_FAV1-3</i> <i>MEDIA_FAV_NDKR</i></p>	<p>Who are your three favourite celebrities or influencers to watch or follow on social media? Please include entertainment, sports, and other public figures.</p> <p>[3 open text boxes] I don't have any favourites / I don't know [valid answer] Refuse to answer</p>
<p>FAVOURITE SOCIAL MEDIA INFLUENCERS – UNHEALTHY PROMOTION</p> <p>NEW 2023</p> <p><i>MEDIA_FAV_PROM</i></p>	<p><i>UNIVERSE: Skip respondents who indicated they had no favourites on social media/don't know or refused; allow to skip question</i></p> <p>Thinking about your favourite celebrities or influencers to watch or follow on social media, <u>have you seen or heard them promote an unhealthy food or drink in the past 30 days?</u></p> <p>Yes No Don't know Refuse to answer</p>

PRICE / TAXATION

DOMAIN SOURCE	QUESTION
<p>SUGAR TAX</p> <p>REVISED 2019</p> <p><i>DRINKS_COST</i></p>	<p>Do drinks with sugar (e.g., Coke) cost more than drinks without sugar (e.g., Diet Coke) in Australia?</p> <p>No Yes – a little more Yes – a lot more Don't know Refuse to answer</p>
<p>SUGAR TAX - AWARENESS</p> <p>NEW 2021</p> <p><i>TAX_AWARENESS</i></p>	<p>Is there a special tax on sugary drinks in Australia that makes them more expensive to buy?</p> <p>No Yes Don't know Refuse to answer</p>

POLICY SUPPORT

DOMAIN SOURCE	QUESTION
<p>POLICY SUPPORT (items in second list from Policy Interventions to Reduce Obesity – Knowledge, Attitudes and Beliefs Survey of the Public (Raine))</p> <p>REVISED 2019 REVISED 2021 REVISED 2022 REVISED 2023 REVISED 2024 REVISED 2025</p> <p>COUNTRY SPECIFIC WORDING</p> <p>POL_TAX_SSB POL_TAX_PH POL_SCH_PROG POL_BAN_DISC POL_BAN_DISCVOL POL_BAN_ONLINE POL_BAN_TV POL_BAN_OUT</p>	<p>[PROGRAMMER NOTE: HIDE BACK BUTTON.]</p> <p>We are interested in your opinion about food policies. For each statement, please indicate whether you would support or oppose the policy.</p> <p>Would you support or oppose a government policy that would require...</p> <p>Support Neutral Oppose Don't know Refuse to answer</p> <p>[PROGRAMMER NOTE: RANDOMIZE ORDER OF ITEM PRESENTATION. SHOW RESPONSE OPTIONS FOR EACH ITEM AS RADIO BUTTON LIST.] PROGRAMMER NOTE: Randomize respondents to each answer one of the next two taxes on sugary drinks items]</p> <p>Taxes on sugary drinks Taxes on sugary drinks IF the money raised was used to support public health</p> <p>Free breakfast or lunch programs in schools</p> <p>[PROGRAMMER NOTE: Randomize 50% of respondents to each answer one of next two items]</p> <p>A ban on price discounts for unhealthy food and beverages (e.g., 30% off, or 'buy-one-get-one-free')</p> <p>A ban on multibuy deals for unhealthy food and beverages (e.g., 'buy-one-get-one-free', '3 for 2', free soft drink refills)</p> <p>A ban on marketing of unhealthy food and beverages online/on the internet A ban on advertising of unhealthy food and beverages on TV before 9pm A ban on outdoor advertisements (e.g., at bus stops and billboards) for unhealthy food and beverages</p>

<p>REASONS FOR BEHAVIOUR CHANGE EFFORTS – ALL MEAT</p> <p>NEW 2023 CYCLED OUT 2024 REVISED 2025</p> <p>SUS_MT2_COST SUS_MT2_ENV SUS_MT2_HLTH SUS_MT2_ANIM SUS_MT2_SOC SUS_MT2_DK SUS_MT2_R</p>	<p><i>UNIVERSE: Canada, Australia, UK, USA (asked in Belgium earlier)</i> <i>UNIVERSE: Respondents who made an effort to consume less 'red or processed meat' (effort3_red=1) or less 'all meats' (effort3_meat=1)</i></p> <p>Earlier you said you've made an effort to consume less meat.</p> <p>Can you tell us why you were trying to eat less meat?</p> <p>Eating less meat is... (Select all that apply.) [PROGRAMMING NOTE: Show response options in random order, allow multiple selections]</p> <ul style="list-style-type: none"> ... cheaper ... better for the environment ... better for my health ... better for animal welfare ...popular among the people close to me Other reasons Don't know Refuse to answer
<p>PRIORITY IN FOOD PURCHASES</p> <p>NEW 2025</p> <p>SUS_PRIOR</p>	<p><i>UNIVERSE: Australia</i></p> <p>When you buy food, which is MORE important to you?</p> <ul style="list-style-type: none"> How healthy the food is How environmentally sustainable the food is They are equally important to me Neither is important to me Don't know Refuse to answer

HEALTH LITERACY

DOMAIN SOURCE	QUESTION																																
<p>NEWEST VITAL SIGN PFIZER</p>	<p>[PROGRAMMER NOTE: HIDE BACK BUTTON.] This information is on the back of a container of ice cream.</p> <div style="border: 1px solid black; padding: 10px; margin: 10px auto; width: fit-content;"> <p style="text-align: center;">Nutrition Information</p> <p>SERVINGS PER CONTAINER: 4 SERVING SIZE: 125 mL (1/2 cup)</p> <table border="1" style="width: 100%; border-collapse: collapse;"> <thead> <tr> <th></th> <th style="text-align: center;">AVG QUANTITY PER SERVING</th> <th style="text-align: center;">% DAILY INTAKE * (PER SERVING)</th> <th style="text-align: center;">AVG QUANTITY PER 100 mL</th> </tr> </thead> <tbody> <tr> <td>ENERGY</td> <td style="text-align: center;">1000 kJ</td> <td style="text-align: center;">11%</td> <td style="text-align: center;">800 kJ</td> </tr> <tr> <td>PROTEIN</td> <td style="text-align: center;">4.0 g</td> <td style="text-align: center;">8%</td> <td style="text-align: center;">3.2 g</td> </tr> <tr> <td>FAT, TOTAL</td> <td style="text-align: center;">13.0 g</td> <td style="text-align: center;">19%</td> <td style="text-align: center;">10.4 g</td> </tr> <tr> <td>-SATURATED</td> <td style="text-align: center;">9.0 g</td> <td style="text-align: center;">38%</td> <td style="text-align: center;">7.2 g</td> </tr> <tr> <td>CARBOHYDRATE</td> <td style="text-align: center;">30.0 g</td> <td style="text-align: center;">10%</td> <td style="text-align: center;">24.0 g</td> </tr> <tr> <td>-SUGARS</td> <td style="text-align: center;">23.0 g</td> <td style="text-align: center;">26%</td> <td style="text-align: center;">18.4 g</td> </tr> <tr> <td>SODIUM</td> <td style="text-align: center;">55 mg</td> <td style="text-align: center;">2%</td> <td style="text-align: center;">44 mg</td> </tr> </tbody> </table> <p style="font-size: small; margin-top: 5px;">*Percentage daily intakes are based on an average adult diet of 8700 kJ</p> </div> <p>Ingredients: Cream, Skim milk, Liquid sugar, Water, Egg yolks, Brown sugar, Milkfat, Peanut oil, Sugar, Butter, Salt, Carrageenan, Vanilla extract</p> <p>[PROGRAMMER NOTE: show above NFT and text above each of the following NVS questions]</p>		AVG QUANTITY PER SERVING	% DAILY INTAKE * (PER SERVING)	AVG QUANTITY PER 100 mL	ENERGY	1000 kJ	11%	800 kJ	PROTEIN	4.0 g	8%	3.2 g	FAT, TOTAL	13.0 g	19%	10.4 g	-SATURATED	9.0 g	38%	7.2 g	CARBOHYDRATE	30.0 g	10%	24.0 g	-SUGARS	23.0 g	26%	18.4 g	SODIUM	55 mg	2%	44 mg
	AVG QUANTITY PER SERVING	% DAILY INTAKE * (PER SERVING)	AVG QUANTITY PER 100 mL																														
ENERGY	1000 kJ	11%	800 kJ																														
PROTEIN	4.0 g	8%	3.2 g																														
FAT, TOTAL	13.0 g	19%	10.4 g																														
-SATURATED	9.0 g	38%	7.2 g																														
CARBOHYDRATE	30.0 g	10%	24.0 g																														
-SUGARS	23.0 g	26%	18.4 g																														
SODIUM	55 mg	2%	44 mg																														
<p>NVS_CAL NVS_CAL_N</p>	<p>If you eat the entire container, how many kilojoules (kJ) will you eat? Enter number of kilojoules (kJ): <i>[open-ended]</i> Don't know Refuse to answer</p> <p><i>[Answer: 4000kJ is the only correct answer]</i></p>																																
<p>NVS_CARB NVS_CARB_N</p>	<p>If you are allowed to eat 60 grams of carbohydrates as a snack, how much ice cream could you have? Enter number of cup(s): <i>[open-ended]</i> Don't know Refuse to answer</p> <p><i>[Answer: Any of the following is correct: 1 cup, 250 mL, 2 servings, "half the container" (not "half" or "1/2")]</i></p>																																
<p>NVS_SAT NVS_SAT_N</p>	<p>Your doctor advises you to reduce the amount of saturated fat in your diet. You usually have 42 g of saturated fat each day, which includes one serving of ice cream. If you stop eating ice cream, how many grams of saturated fat would you be consuming each day? Enter number of grams: <i>[open-ended]</i> Don't know Refuse to answer</p> <p><i>[Answer: 33 is the only correct answer]</i></p>																																

<p>NVS_DV NVS_DV_N</p>	<p>If you usually eat 10,000 kilojoules (kJ) in a day, what percentage of your daily value of energy will you be eating if you eat one serving? Enter percentage: <i>[numeric percentage]</i> Don't know Refuse to answer</p> <p><i>[Answer: 10% is the correct answer; 11% is also accepted as correct in Australia only.]</i></p>
<p>NVS_ALG NVS_ALG_WHY NVS_ALG_WHYTEXT</p>	<p>Pretend that you are allergic to the following substances: penicillin, peanuts, latex gloves, and bee stings. Is it safe for you to eat this ice cream? Yes No Don't know Refuse to answer</p> <p><i>[Answer: No]</i></p> <p>[If "no", ask:] Why not? Enter reason: <i>[open-ended]</i> Don't know Refuse to answer</p> <p><i>[Answer: Because it has peanut oil or because you might have an allergic reaction]</i></p>

FOOD INTAKE SCREENER

<p>DOMAIN</p>	<p>QUESTION</p>
<p>FOOD INTAKE SCREENER Adapted from the Canadian Food Intake Screener (2023) NEW 2025</p>	<p>These next questions are about foods and beverages you ate or drank in the <u>past month</u>, that is, the past 30 days. When answering, please include meals and snacks consumed at home, at work or school, in restaurants, and anyplace else.</p>

<p>FOOD INTAKE SCREENER – FRUIT</p> <p>NEW 2025</p> <p>COUNTRY SPECIFIC WORDING</p> <p>FIS_FRUIT</p>	<p>Over the <u>past month</u>, how often did you eat fresh, frozen, tinned, or dried fruit?</p> <p>Do not include fruit juices and drinks.</p> <p>Never 1 time in the past month 2-3 times in the past month 1-2 times per week 3-4 times per week 5-6 times per week 1 time per day 2-3 times per day 4-5 times per day 6 or more times per day Don't know Refuse to answer</p>
<p>FOOD INTAKE SCREENER – POTATOES</p> <p>NEW 2025</p> <p>COUNTRY SPECIFIC WORDING</p> <p>FIS_POT</p>	<p>Over the <u>past month</u>, how often did you eat potatoes, including baked, boiled, or mashed potatoes, or sweet potatoes?</p> <p>Do not include hot chips or hash browns.</p> <p>Never 1 time in the past month 2-3 times in the past month 1-2 times per week 3-4 times per week 5-6 times per week 1 time per day 2-3 times per day 4-5 times per day 6 or more times per day Don't know Refuse to answer</p>

<p>FOOD INTAKE SCREENER – VEGETABLES</p> <p>NEW 2025</p> <p>COUNTRY SPECIFIC WORDING</p> <p>FIS_VEG</p>	<p>Over the <u>past month</u>, how often did you eat fresh, cooked, frozen, or tinned vegetables?</p> <p>Do not include potatoes, hot chips, or other deep-fried vegetables, or vegetable juices and drinks.</p> <p>Never 1 time in the past month 2-3 times in the past month 1-2 times per week 3-4 times per week 5-6 times per week 1 time per day 2-3 times per day 4-5 times per day 6 or more times per day Don't know Refuse to answer</p>
<p>FOOD INTAKE SCREENER – FAST FOOD</p> <p>NEW 2025</p> <p>COUNTRY SPECIFIC WORDING</p> <p>FIS_FF</p>	<p>Over the <u>past month</u>, how often did you eat food from fast food restaurants, such as burgers, fish & chips, pizza, fried chicken, chicken schnitzel rolls, pies, or kebabs?</p> <p>Never 1 time in the past month 2-3 times in the past month 1-2 times per week 3-4 times per week 5-6 times per week 1 time per day 2-3 times per day 4-5 times per day 6 or more times per day Don't know Refuse to answer</p>

<p>FOOD INTAKE SCREENER – PROCESSED MEAT</p> <p>NEW 2025</p> <p>COUNTRY SPECIFIC WORDING</p> <p>FIS_PRMEAT</p>	<p>Over the <u>past month</u>, how often did you eat hot dogs, sausages, bacon, ham, or other deli meats?</p> <p>Do not include fast food/takeaway, tinned fish, tinned poultry, or packaged veggie burgers and plant-based meats.</p> <p>Never 1 time in the past month 2-3 times in the past month 1-2 times per week 3-4 times per week 5-6 times per week 1 time per day 2-3 times per day 4-5 times per day 6 or more times per day Don't know Refuse to answer</p>
<p>FOOD INTAKE SCREENER – MEAT</p> <p>NEW 2025</p> <p>COUNTRY SPECIFIC WORDING</p> <p>FIS_MEAT</p>	<p>Over the <u>past month</u>, how often did you eat eggs, beef, pork, lamb, wild meat, chicken or other poultry, fish, shellfish, or other animal-based sources of protein? Include tinned fish and tinned poultry.</p> <p>Do not include fast food/takeaway, hot dogs, sausages, bacon, ham, or other deli meats.</p> <p>Never 1 time in the past month 2-3 times in the past month 1-2 times per week 3-4 times per week 5-6 times per week 1 time per day 2-3 times per day 4-5 times per day 6 or more times per day Don't know Refuse to answer</p>

<p>FOOD INTAKE SCREENER – PLANT-BASED PROTEIN</p> <p>NEW 2025</p> <p>COUNTRY SPECIFIC WORDING</p> <p>FIS_PLANT</p>	<p>Over the <u>past month</u>, how often did you eat nuts, seeds, tofu, beans and lentils, peanut butter or other nut butters, or other plant-based sources of protein?</p> <p>Do not include green beans or packaged veggie burgers and plant-based meats.</p> <p>Never 1 time in the past month 2-3 times in the past month 1-2 times per week 3-4 times per week 5-6 times per week 1 time per day 2-3 times per day 4-5 times per day 6 or more times per day Don't know Refuse to answer</p>
<p>FOOD INTAKE SCREENER – DAIRY PRODUCTS</p> <p>NEW 2025</p> <p>FIS_DAIRY</p>	<p>Over the <u>past month</u>, how often did you eat yogurt, kefir, or cheese?</p> <p>Never 1 time in the past month 2-3 times in the past month 1-2 times per week 3-4 times per week 5-6 times per week 1 time per day 2-3 times per day 4-5 times per day 6 or more times per day Don't know Refuse to answer</p>

<p>FOOD INTAKE SCREENER – WHITE MILK</p> <p>NEW 2025</p> <p>COUNTRY SPECIFIC WORDING</p> <p>FIS_MILK</p>	<p>Over the <u>past month</u>, how often did you have dairy milk or unsweetened plant-based beverages (e.g., soy, almond, or oat milk)?</p> <p>Do not include small amounts in coffee or tea, or flavoured and other sweetened milk.</p> <p>Never 1 time in the past month 2-3 times in the past month 1-2 times per week 3-4 times per week 5-6 times per week 1 time per day 2-3 times per day 4-5 times per day 6 or more times per day Don't know Refuse to answer</p>
<p>FOOD INTAKE SCREENER – FLAVOURED MILK</p> <p>NEW 2025</p> <p>COUNTRY SPECIFIC WORDING</p> <p>FIS_FLVMILK</p>	<p>Over the <u>past month</u>, how often did you have flavoured milk or sweetened plant-based beverages (e.g., soy, almond, or oat milk)?</p> <p>Do not include small amounts in coffee or tea, or diet/artificially-sweetened or sugar-free beverages.</p> <p>Never 1 time in the past month 2-3 times in the past month 1-2 times per week 3-4 times per week 5-6 times per week 1 time per day 2-3 times per day 4-5 times per day 6 or more times per day Don't know Refuse to answer</p>

<p>FOOD INTAKE SCREENER – SUGARY DRINKS</p> <p>NEW 2025</p> <p>COUNTRY SPECIFIC WORDING</p> <p>FIS_SDRINK</p>	<p>Over the <u>past month</u>, how often did you drink fruit juice, fruit-flavoured drinks, cordial, soft drinks, <u>sweetened</u> sports or energy drinks, <u>sweetened</u> hot or iced coffee or tea, or <u>sweetened</u> waters?</p> <p>Do not include diet/artificially-sweetened or sugar-free beverages, such as diet soft drinks.</p> <p>Never 1 time in the past month 2-3 times in the past month 1-2 times per week 3-4 times per week 5-6 times per week 1 time per day 2-3 times per day 4-5 times per day 6 or more times per day Don't know Refuse to answer</p>
<p>FOOD INTAKE SCREENER – SUGARY FOODS</p> <p>NEW 2025</p> <p>COUNTRY SPECIFIC WORDING</p> <p>FIS_SFOOD</p>	<p>Over the <u>past month</u>, how often did you eat biscuits, cakes, muffins, pastries, muesli bars, protein bars, ice cream, lollies, chocolate, sugary breakfast cereals, or other sugary foods?</p> <p>Never 1 time in the past month 2-3 times in the past month 1-2 times per week 3-4 times per week 5-6 times per week 1 time per day 2-3 times per day 4-5 times per day 6 or more times per day Don't know Refuse to answer</p>

<p>FOOD INTAKE SCREENER – SALTY SNACKS</p> <p>NEW 2025</p> <p>COUNTRY SPECIFIC WORDING</p> <p>FIS_SNACK</p>	<p>Over the <u>past month</u>, how often did you eat crackers, chips, pretzels, popcorn, or other salty snacks?</p> <p>Never</p> <p>1 time in the past month</p> <p>2-3 times in the past month</p> <p>1-2 times per week</p> <p>3-4 times per week</p> <p>5-6 times per week</p> <p>1 time per day</p> <p>2-3 times per day</p> <p>4-5 times per day</p> <p>6 or more times per day</p> <p>Don't know</p> <p>Refuse to answer</p>
<p>FOOD INTAKE SCREENER – REFINED GRAINS (WHITE)</p> <p>NEW 2025</p> <p>COUNTRY SPECIFIC WORDING</p> <p>FIS_WHITEGRN</p>	<p>Over the <u>past month</u>, how often did you eat white breads, bagels, crumpets, rice, pasta, noodles, or other refined grains, such as breakfast cereals?</p> <p>Do not include whole wheat or whole grain foods.</p> <p>Never</p> <p>1 time in the past month</p> <p>2-3 times in the past month</p> <p>1-2 times per week</p> <p>3-4 times per week</p> <p>5-6 times per week</p> <p>1 time per day</p> <p>2-3 times per day</p> <p>4-5 times per day</p> <p>6 or more times per day</p> <p>Don't know</p> <p>Refuse to answer</p>

<p>FOOD INTAKE SCREENER – WHOLE GRAINS</p> <p>NEW 2025</p> <p>COUNTRY SPECIFIC WORDING</p> <p>FIS_WHOLEGRN</p>	<p>Over the <u>past month</u>, how often did you eat whole wheat or whole grain breads, bagels, crumpets, pasta, noodles, quinoa, oats, brown or wild rice, breakfast cereals, or other whole wheat or whole grain foods?</p> <p>Do not include white breads, bagels, crumpets, pasta, noodles, rice, or refined breakfast cereals.</p> <p>Never 1 time in the past month 2-3 times in the past month 1-2 times per week 3-4 times per week 5-6 times per week 1 time per day 2-3 times per day 4-5 times per day 6 or more times per day Don't know Refuse to answer</p>
<p>FOOD INTAKE SCREENER – OILS</p> <p>NEW 2025</p> <p>COUNTRY SPECIFIC WORDING</p> <p>FIS_OILS</p>	<p>Over the <u>past month</u>, how often did you have margarine, olive oil, or other vegetable oils (e.g., canola or sunflower oil)?</p> <p>Do not include lard, coconut oil, palm oil, or butter.</p> <p>Never 1 time in the past month 2-3 times in the past month 1-2 times per week 3-4 times per week 5-6 times per week 1 time per day 2-3 times per day 4-5 times per day 6 or more times per day Don't know Refuse to answer</p>

GENERAL HEALTH STATUS

<p>GENERAL HEALTH CCHS BRFSS CHMS <i>HLTH_GENERAL</i></p>	<p>In general, would you say your health is... Poor Fair Good Very good Excellent Don't know Refuse to answer</p>
<p>OVERALL DIET NHANES AND USED IN FCMS <i>DIET</i></p>	<p>In general, how healthy is your overall diet? Poor Fair Good Very good Excellent Don't know Refuse to answer</p>
<p>MENTAL HEALTH CCHS AND CHMS <i>MENTAL</i></p>	<p>In general, would you say your mental health is... Poor Fair Good Very good Excellent Don't know Refuse to answer</p>
<p>STRESS CHMS <i>STRESS</i></p>	<p>Thinking about the amount of stress in your life, would you say that most days are... Not at all stressful Not very stressful A bit stressful Very stressful Extremely stressful Don't know Refuse to answer</p>

<p>CHRONIC DISEASES ADAPTED FROM BRFS CVDINFR4</p> <p>NEW 2024 (CAN/AUS/UK)</p> <p>HBP MI CHD STROKE DIABETES CHOLEST OB CA DEPRESS</p>	<p>Has a doctor, nurse, or other health professional ever told you that you have or had ...?</p> <table border="1" data-bbox="386 220 1163 558"> <thead> <tr> <th></th> <th>Yes</th> <th>No</th> <th>Don't know</th> <th>Refuse to answer</th> </tr> </thead> <tbody> <tr> <td>Hypertension or high blood pressure</td> <td></td> <td></td> <td></td> <td></td> </tr> <tr> <td>Heart attack (myocardial infarction)</td> <td></td> <td></td> <td></td> <td></td> </tr> <tr> <td>Angina or coronary heart disease</td> <td></td> <td></td> <td></td> <td></td> </tr> <tr> <td>Stroke</td> <td></td> <td></td> <td></td> <td></td> </tr> <tr> <td>Diabetes</td> <td></td> <td></td> <td></td> <td></td> </tr> <tr> <td>High cholesterol</td> <td></td> <td></td> <td></td> <td></td> </tr> <tr> <td>Obesity</td> <td></td> <td></td> <td></td> <td></td> </tr> <tr> <td>Cancer</td> <td></td> <td></td> <td></td> <td></td> </tr> <tr> <td>Depression</td> <td></td> <td></td> <td></td> <td></td> </tr> </tbody> </table>		Yes	No	Don't know	Refuse to answer	Hypertension or high blood pressure					Heart attack (myocardial infarction)					Angina or coronary heart disease					Stroke					Diabetes					High cholesterol					Obesity					Cancer					Depression				
	Yes	No	Don't know	Refuse to answer																																															
Hypertension or high blood pressure																																																			
Heart attack (myocardial infarction)																																																			
Angina or coronary heart disease																																																			
Stroke																																																			
Diabetes																																																			
High cholesterol																																																			
Obesity																																																			
Cancer																																																			
Depression																																																			
<p>DIABETES TYPE CCHS 2024</p> <p>NEW 2024</p> <p>DB_T1 DB_T2 DB_GEST DB_PRE DB_OTH DB_DK DB_R</p>	<p><i>UNIVERSE: Respondents diagnosed with diabetes</i></p> <p>What type of diabetes were you diagnosed with? Select all that apply.</p> <p>Type 1 diabetes Type 2 diabetes Gestational diabetes (diabetes that develops during pregnancy) Pre-diabetes Other types of diabetes Don't know Refuse to answer</p>																																																		
<p>PREGNANCY CCHS 2024</p> <p>NEW 2024</p> <p>PREG</p>	<p><i>UNIVERSE: Female respondents (SEX=2 or SEX2=2)</i></p> <p>To better understand your health information, it is important to know if you are pregnant.</p> <p>Are you pregnant? Yes No Don't know [valid answer] Refuse to answer</p>																																																		

OTHER HEALTH BEHAVIOURS

DOMAIN SOURCE	QUESTION
DATA QUALITY CHECK – MONTH <i>DQ_MONTH</i>	What is the current month? January February March April May June July August September October November December Don't know Refuse to answer
SMOKING – PAST 30 DAYS CTADS <i>SMK_30</i>	Have you smoked cigarettes in the past 30 days? No Yes, occasionally Yes, every day Don't know Refuse to answer
MARIJUANA USE – FREQUENCY CSTADS <i>MJ_USE</i>	In the last 12 months, how often did you use marijuana or cannabis (a joint, pot, weed, hash)? I have never used marijuana I have used marijuana but not in the last 12 months Less than once a month Once a month 2 or 3 times a month Once a week 2 or 3 times a week 4 to 6 times a week Every day Don't know Refuse to answer

<p>ALCOHOL USE – FREQUENCY CSTADS</p> <p>CYCLED OUT 2023</p> <p>ALC_FREQ</p>	<p>In the last 12 months, how often did you have a drink of alcohol that was more than just a sip? <i>A DRINK means: 1 regular sized bottle, can, or draft of beer; 1 glass of wine; 1 bottle or can of alcopop; 1 shot of spirits (rum, whiskey, etc.); or 1 mixed drink (1 shot of spirits with soft drink, juice, energy drink, etc.).</i></p> <p>I have never drank alcohol I did not drink alcohol in the last 12 months I have only had a sip of alcohol Less than once a month Once a month 2 or 3 times a month Once a week 2 or 3 times a week 4 to 6 times a week Every day I do not know <i>[valid answer]</i> Refuse to answer</p>
--	---

SOCIODEMOGRAPHIC MEASURES

DOMAIN SOURCE	QUESTION
<p>ABORIGINAL STATUS ADAPTED FROM AUSTRALIAN CENSUS</p> <p>REVISED 2020</p> <p>ABORIG_AUS_1 ABORIG_AUS_2 ABORIG_AUS_3 ABORIG_AUS_DK ABORIG_AUS_R</p>	<p>Are you of Aboriginal or Torres Strait Islander origin? <i>If you are of both Aboriginal and Torres Strait Islander origin, please select both ‘Yes’ options.</i></p> <p>No Yes, Aboriginal Yes, Torres Strait Islander Don’t know Refuse to answer</p>
<p>ETHNICITY ITC 4C ADAPTED</p> <p>ETH_AUS ETH_AUS_LANG1...7 ETH_AUS_LANG_OTEXT ETH_AUS_LANG_DK ETH_AUS_LANG_R</p>	<p>Do you speak a language other than English in the home?</p> <p>Yes No Don’t know Refuse to answer</p> <p>[If yes:] What language is that? (Select all that apply) Italian Greek Cantonese Mandarin Arabic</p>

	<p>Vietnamese Other (please specify): _____ Don't know Refused</p>
<p>COUNTRY OF BIRTH <i>BIRTH_AUS</i></p>	<p>Were you born in Australia? Yes No Don't know Refuse to answer</p>
<p>HIGHEST EDUCATION ADAPTED FROM NHANES 2015-2016, CCHS 2014 <i>EDUC_COMP_AUS</i></p>	<p>What is the highest level of formal education that you have <u>completed</u>? Did not complete secondary school Year 12 or equivalent Trade certificate or diploma from a technical/vocational school or apprenticeship training Diploma or certificate from CAE (other than trades certificates or diplomas) Some university, or university certificate/diploma below the bachelor's level Bachelor's degree (e.g., BA, BSc) University degree above the bachelor's level (e.g., Master's, professional school, doctorate) Don't know Refuse to answer</p>
<p>PERCEIVED INCOME ADEQUACY LITWIN & SAPIR 2009 <i>INCOME_ADEQ</i></p>	<p>Thinking about your total monthly income, how difficult or easy is it for you to make ends meet? Very difficult Difficult Neither easy nor difficult Easy Very easy Don't know Refuse to answer</p>
<p>HOUSEHOLD SIZE ADAPTED FROM NHANES; FCMS; ONTARIO HEALTH STUDY (OHS) COVID-19 QUESTIONNAIRE, 2020; WATERLOO REGION MATTERS SURVEY – COVID-19 EDITION NEW 2020 <i>HHLDSIZE_CH</i> <i>HHLDSIZE_AD</i></p>	<p>How many children (under 18 years of age) currently live in your household? <i>[dropdown with numbers from 0 to 10, more than 10, DK/R]</i> Don't know Refuse to answer</p> <p>How many adults (age 18 or older), including yourself, currently live in your household? <i>[dropdown with numbers from 1 to 10, more than 10, DK/R]</i> Don't know Refuse to answer</p> <p><i>Include all family members who live with you all or most of the time.</i></p> <p><i>Do NOT include roommates unless you share income.</i></p>


<p>HOUSEHOLD INCOME ADAPTED FROM CANADIAN COMMUNITY HEALTH SURVEY (CCHS) 2020; US CPS CURRENT POPULATION SURVEY (CPS); AUSTRALIAN CENSUS 2016; INTERNATIONAL CANNABIS POLICY STUDY (ICPS) 2020</p> <p>NEW 2020 REVISED 2021 (underlining)</p> <p>INCOME_AUS</p>	<p>What was your <u>total household income</u>, from all sources, before taxes, over the past 12 months?</p> <p><i>Include income from work, investments, pensions or government.</i></p> <p><i>Include income from all family members living with you all, or most of the time. Do NOT include roommates unless you share income.</i></p> <p>1= Less than \$10,000 2= \$10,000 to less than \$20,000 3= \$20,000 to less than \$30,000 4= \$30,000 to less than \$40,000 5= \$40,000 to less than \$50,000 6= \$50,000 to less than \$60,000 7= \$60,000 to less than \$70,000 8= \$70,000 to less than \$80,000 9= \$80,000 to less than \$90,000 10= \$90,000 to less than \$100,000 11= \$100,000 to less than \$150,000 12= \$150,000 and over -77= Don't know -88= Refuse to answer</p>
<p>REGION</p> <p>REGION_AUS REGION_AUS_OTEXT</p>	<p>What state or territory do you live in?</p> <p>New South Wales Victoria Queensland Western Australia South Australia Tasmania Australian Capital Territory Northern Territory Other (please specify): _____ Don't know Refused</p>
<p>POSTAL CODE</p> <p>COUNTRY SPECIFIC WORDING</p> <p>POSTAL POSTAL_TEXT_AUS</p>	<p>Please enter your postcode:</p> <p><i>Postcodes help us to understand the food environment where you live. As a reminder, all information you provide will be kept strictly confidential and will never be shared.</i></p> <p>Enter: _____ [format 4 numeric digits] Don't know Refuse to answer</p>

<p>YEAR OF BIRTH</p> <p>NEW 2025</p> <p><i>BIRTH_YR</i></p>	<p>What year were you born?</p> <p>Enter: _____ [format YYYY; 1900-2025]</p> <p>Don't know</p> <p>Refuse to answer</p>
<p>SELF-REPORTED HEIGHT</p> <p><i>HT_UNIT</i></p> <p><i>HT_CM</i></p> <p><i>HT_FT</i></p> <p><i>HT_IN</i></p>	<p>It is helpful to know the height and weight of survey participants.</p> <p>How tall are you without shoes?</p> <p>Would you rather answer in:</p> <p>Feet and inches</p> <p>Centimetres</p> <p>Don't know</p> <p>Refuse to answer</p> <p>[PROGRAMMER NOTE: show based on response to above]</p> <p><i>UNIVERSE: ht_unit=feet and inches</i></p> <p>Enter feet: _____ ft [numeric, 2-7]</p> <p>AND</p> <p>Enter inches: _____ in [numeric, 0-11]</p> <p><i>UNIVERSE: ht_unit= centimetres</i></p> <p>Enter centimetres: _____ cm [numeric, 60-250]</p>
<p>SELF-REPORTED HEIGHT CONFIRMATION</p> <p><i>HT_FTIN_CONF</i></p> <p><i>HT_CM_CONF</i></p>	<p><i>UNIVERSE: ht_unit=feet and inches</i></p> <p>You entered [X] feet and [X] inches. Is that correct?</p> <p>Yes</p> <p>No – I need to make a correction</p> <p>Don't know</p> <p>Refuse to answer</p> <p><i>UNIVERSE: ht_unit= centimetres</i></p> <p>You entered [X] centimetres. Is that correct?</p> <p>Yes</p> <p>No – I need to make a correction</p> <p>Don't know</p> <p>Refuse to answer</p>

<p>SELF-REPORTED HEIGHT CORRECTION</p> <p><i>HTC_UNIT</i> <i>HTC_FT</i> <i>HTC_IN</i> <i>HTC_CM</i></p>	<p><i>UNIVERSE: ht_ftin_conf, or ht_cm_conf= No – I need to make a correction</i></p> <p>How tall are you without shoes?</p> <p>Would you rather answer in:</p> <p>Feet and inches Centimetres Don't know Refuse to answer</p> <p>[PROGRAMMER NOTE: show based on response to above]</p> <p><i>UNIVERSE: htc_unit=feet and inches</i> <i>Enter feet: _____ ft [numeric, 2-7]</i> AND <i>Enter inches: _____ in [numeric, 0-11]</i></p> <p><i>UNIVERSE: htc_unit= centimetres</i> <i>Enter centimetres: _____ cm [numeric, 60-250]</i></p>
<p>SELF-REPORTED WEIGHT</p> <p>REVISED 2024</p> <p><i>WT_UNIT</i> <i>WT_KG</i> <i>WT_LB</i> <i>WT_ST</i> <i>WT_STLB</i></p>	<p><i>UNIVERSE: All male respondents (SEX=1); females who are not pregnant (SEX=2 and PREG#1)</i></p> <p>How much do you weigh without clothes or shoes?</p> <p><i>UNIVERSE: Female respondents who are pregnant (SEX=2 and PREG=1)</i></p> <p>How much did you weigh without clothes or shoes <u>before</u> your pregnancy?</p> <p>Would you rather answer in:</p> <p>Kilograms (kg) Pounds (lb) Stones and pounds (st/lb) Don't know Refuse to answer</p> <p>[PROGRAMMER NOTE: show based on response to above]</p> <p><i>UNIVERSE: wt_unit=kilograms</i> <i>Enter kilograms: _____ kg [numeric]</i></p> <p><i>UNIVERSE: wt_unit= pounds</i> <i>Enter pounds: _____ lb [numeric]</i></p> <p><i>UNIVERSE: wt_unit= stones and pounds (st/lb)</i> <i>Enter stones: _____ st [numeric]</i> AND <i>Enter pounds: _____ lb [numeric, 0-13]</i></p>

<p>SELF-REPORTED WEIGHT CONFIRMATION</p> <p><i>WT_KG_CONF</i> <i>WT_LB_CONF</i> <i>WT_STLB_CONF</i></p>	<p><i>UNIVERSE: wt_unit=kilograms</i> You entered [X] kilograms. Is that correct? Yes No – I need to make a correction Don't know Refuse to answer</p> <p><i>UNIVERSE: wt_unit= pounds</i> You entered [X] pounds. Is that correct? Yes No – I need to make a correction Don't know Refuse to answer</p> <p><i>UNIVERSE: wt_unit= stones and pounds (st/lb)</i> You entered [X] stones and [X] pounds. Is that correct? Yes No – I need to make a correction Don't know Refuse to answer</p>
--	---

<p>SELF-REPORTED WEIGHT CORRECTION</p> <p>REVISED 2024</p> <p>WTC_UNIT WTC_KG WTC_LB WTC_ST WTC_STLB</p>	<p><i>UNIVERSE: wt_lb_conf, wt_kg_conf, or wt_stlb_conf= No – I need to make a correction</i></p> <p><i>UNIVERSE: All male respondents (SEX=1); females who are not pregnant (SEX=2 and PREG#1)</i></p> <p>How much do you weigh without clothes or shoes?</p> <p><i>UNIVERSE: Female respondents who are pregnant (SEX=2 and PREG=1)</i></p> <p>How much did you weigh without clothes or shoes <u>before</u> your pregnancy?</p> <p>Would you rather answer in:</p> <p>Kilograms (kg) Pounds (lb) Stones and pounds (st/lb) Don't know Refuse to answer</p> <p>[PROGRAMMER NOTE: show based on response to above]</p> <p><i>UNIVERSE: wtc_unit=kilograms</i> <i>Enter kilograms: _____ kg [numeric]</i></p> <p><i>UNIVERSE: wtc_unit= pounds</i> <i>Enter pounds: _____ lb [numeric]</i></p> <p><i>UNIVERSE: wtc_unit= stones and pounds (st/lb)</i> <i>Enter stones: _____ st [numeric]</i> AND <i>Enter pounds: _____ lb [numeric, 0-13]</i></p>
--	--

<p>END SCREEN</p> <p>REVISED 2024 (universe) REVISED 2025</p>	<p>You're finished—thank you!</p> <p>As a reminder, this study has been reviewed by and received ethics clearance through a University of Waterloo Research Ethics Board (REB #30829). If you have any comments or concerns resulting from your involvement please contact the Office of Research Ethics in Canada at 0011-1-519-888-4440 or reb@uwaterloo.ca, or Professor David Hammond of the University of Waterloo in Canada at 0011-1-519-888-4567 ext. 46462 or dhammond@uwaterloo.ca, or Associate Professor Gary Sacks, a local study researcher from Deakin University in Australia at 03 9251 7105 or gary.sacks@deakin.edu.au.</p> <p>Click NEXT to return to the survey company's website.</p> <p>Thanks again for your help.</p> 
<p>REDIRECT TO NIELSEN</p>	<p>You will now be redirected back to the survey company.</p>